



Customer Service
PO Box 11813
Harrisburg, PA 17108-1813

SAN BERNARDINO COUNTY

ACCOUNT STATEMENT

For the Month Ending
December 31, 2023

Client Management Team

Kenneth Schiebel, CFA

Managing Director
213 Market Street
Harrisburg, PA 17101-2141
717-232-2723
schiebelk@pfmam.com

Danny A. Nelson

Director
800 Nicollet Mall, 4th Floor
Minneapolis, MN 55402
612-371-3747
nelsond@pfmam.com

Contents

Cover/Disclosures
Summary Statement
Individual Accounts

Accounts included in Statement

76990800 SAN BERNARDINO COUNTY

SAN BERNARDINO COUNTY
CARY RANDLES
1800 N. VALLEY MILLS DRIVE
1ST FLOOR
WACO, TX 76710-2557

Online Access <https://www.pfmam.com> **Customer Service** 1-717-232-2723

Important Disclosures

Important Disclosures

This statement is for general information purposes only and is not intended to provide specific advice or recommendations. PFM Asset Management LLC ("PFMAM") is an investment adviser registered with the U.S. Securities and Exchange Commission and a subsidiary of U.S. Bancorp Asset Management, Inc. ("USBAM"). USBAM is a subsidiary of U.S. Bank National Association ("U.S. Bank"). U.S. Bank is a separate entity and subsidiary of U.S. Bancorp. U.S. Bank is not responsible for and does not guarantee the products, services or performance of PFMAM. PFMAM maintains a written disclosure statement of our background and business experience. If you would like to receive a copy of our current disclosure statement, please contact Service Operations at the address below.

Proxy Voting PFMAM does not normally receive proxies to vote on behalf of its clients. However, it does on occasion receive consent requests. In the event a consent request is received the portfolio manager contacts the client and then proceeds according to their instructions. PFMAM's Proxy Voting Policy is available upon request by contacting Service Operations at the address below.

Questions About an Account PFMAM's monthly statement is intended to detail our investment advisory activity as well as the activity of any accounts held by clients in pools that are managed by PFMAM. The custodian bank maintains the control of assets and executes (i.e., settles) all investment transactions. The custodian statement is the official record of security and cash holdings and transactions. PFMAM recognizes that clients may use these reports to facilitate record keeping and that the custodian bank statement and the PFMAM statement should be reconciled and differences resolved. Many custodians use a settlement date basis which may result in the need to reconcile due to a timing difference.

Account Control PFMAM does not have the authority to withdraw funds from or deposit funds to the custodian outside the scope of services provided by PFMAM. Our clients retain responsibility for their internal accounting policies; implementing and enforcing internal controls and generating ledger entries or otherwise recording transactions.

Market Value Generally, PFMAM's market prices are derived from closing bid prices as of the last business day of the month as supplied by Refinitiv or Bloomberg. For certain short-term investments or where prices are not available from generally recognized sources the securities are priced using a yield-based matrix system to arrive at an estimated market value. Prices that fall between data points are interpolated.

Non-negotiable FDIC-insured bank certificates of deposit are priced at par. Although PFMAM believes the prices to be reliable, the values of the securities may not represent the prices at which the securities could have been bought or sold. Explanation of the valuation methods for a registered investment company or local government investment program is contained in the appropriate fund offering documentation or information statement.

Amortized Cost The original cost of the principal of the security is adjusted for the amount of the periodic reduction of any discount or premium from the purchase date until the date of the report. Discount or premium with respect to short term securities (those with less than one year to maturity at time of issuance) is amortized on a straightline basis. Such discount or premium with respect to longer term securities is amortized using the constant yield basis.

Tax Reporting Cost data and realized gains / losses are provided for informational purposes only. Please review for accuracy and consult your tax advisor to determine the tax consequences of your security transactions. PFMAM does not report such information to the IRS or other taxing authorities and is not responsible for the accuracy of such information that may be required to be reported to federal, state or other taxing authorities.

Financial Situation In order to better serve you, PFMAM should be promptly notified of any material change in your investment objective or financial situation.

Callable Securities Securities subject to redemption prior to maturity may be redeemed in whole or in part before maturity, which could affect the yield represented. **Portfolio** The securities in this portfolio, including shares of mutual funds, are not guaranteed or otherwise protected by PFMAM, the FDIC (except for certain non-negotiable certificates of deposit) or any government agency. Investment in securities involves risks, including the possible loss of the amount invested. Actual settlement values, accrued interest, and amortized cost amounts may vary for securities subject to an adjustable interest rate or subject to principal paydowns. Any changes to the values shown may be reflected within the next monthly statement's beginning values.

Rating Information provided for ratings is based upon a good faith inquiry of selected sources, but its accuracy and completeness cannot be guaranteed.

Shares of some local government investment programs and TERM funds are marketed through representatives of PFMAM's affiliate, PFM Fund Distributors, Inc. which is registered with the SEC as a broker/dealer and is a member of the Financial Industry Regulatory Authority ("FINRA") and the Municipal Securities Rulemaking Board ("MSRB"). You may reach the FINRA by calling the FINRA Hotline at 1-800-289-9999 or at the FINRA website address <https://www.finra.org/investors/investor-contacts>. A brochure describing the FINRA Regulation Public Disclosure Program is also available from FINRA upon request.

Key Terms and Definitions Dividends on local government investment program funds consist of interest earned, plus any discount ratably amortized to the date of maturity, plus all realized gains and losses on the sale of securities prior to maturity, less ratable amortization of any premium and all accrued expenses to the fund. Dividends are accrued daily and may be paid either monthly or quarterly. The monthly earnings on this statement represent the estimated dividend accrued for the month for any program that distributes earnings on a quarterly basis. There is no guarantee that the estimated amount will be paid on the actual distribution date.

Current Yield is the net change, exclusive of capital changes and income other than investment income, in the value of a hypothetical fund account with a balance of one share over the seven-day base period including the statement date, expressed as a percentage of the value of one share (normally \$1.00 per share) at the beginning of the seven-day period. This resulting net change in account value is then annualized by multiplying it by

365 and dividing the result by 7. The yields quoted should not be considered a representation of the yield of the fund in the future, since the yield is not fixed. **Average maturity** represents the average maturity of all securities and investments of a portfolio, determined by multiplying the par or principal value of each security or investment by its maturity (days or years), summing the products, and dividing the sum by the total principal value of the portfolio. The stated maturity date of mortgage backed or callable securities are used in this statement. However the actual maturity of these securities could vary depending on the level or prepayments on the underlying mortgages or whether a callable security has or is still able to be called.

Monthly distribution yield represents the net change in the value of one share (normally \$1.00 per share) resulting from all dividends declared during the month by a fund expressed as a percentage of the value of one share at the beginning of the month. This resulting net change is then annualized by multiplying it by 365 and dividing it by the number of calendar days in the month.

YTM at Cost The yield to maturity at cost is the expected rate of return, based on the original cost, the annual interest receipts, maturity value and the time period from purchase date to maturity, stated as a percentage, on an annualized basis.

YTM at Market The yield to maturity at market is the rate of return, based on the current market value, the annual interest receipts, maturity value and the time period remaining until maturity, stated as a percentage, on an annualized basis. **Managed Account** A portfolio of investments managed discretely by PFMAM according to the client's specific investment policy and requirements. The investments are directly owned by the client and held by the client's custodian. **Unsettled Trade** A trade which has been executed however the final consummation of the security transaction and payment has not yet taken place.

Please review the detail pages of this statement carefully. If you think your statement is wrong, missing account information, or if you need more information about a transaction, please contact PFMAM within 60 days of receipt. If you have other concerns or questions regarding your account, or to request an updated copy of PFMAM's current disclosure statement, please contact a member of your client management team at PFMAM Service Operations at the address below.

PFM Asset Management LLC

Attn: Service Operations
213 Market Street
Harrisburg, PA 17101

NOT FDIC INSURED NO BANK GUARANTEE MAY LOSE VALUE

Consolidated Summary Statement

SAN BERNARDINO COUNTY

Portfolio Summary

Portfolio Holdings	Cash Dividends and Income	Closing Market Value
PFMAM Managed Account	37,499,685.33	14,253,099,437.60
Cash Balance	0.00	117,242,614.97
Total	\$37,499,685.33	\$14,370,342,052.57

Investment Allocation

Investment Type	Closing Market Value	Percent
Asset-Backed Security	904,679,941.60	6.30
Federal Agency Discount Note	44,472,156.49	0.31
Federal Agency Bond / Note	3,060,614,033.17	21.29
Corporate Note	765,732,675.66	5.33
Bank Note	20,266,910.00	0.14
Certificate of Deposit	199,925,372.00	1.39
Federal Agency Commercial Mortgage-Backed Sei	1,916,323,082.84	13.34
Commercial Paper	1,259,613,995.96	8.77
Federally Insured Cash Account	22,169.05	0.00
Joint Powers Authority	614,000,000.00	4.27
Money Market Mutual Fund	1,001,000,000.00	6.97
Federal Agency Mortgage-Backed Security	836,072,791.63	5.82
Corporate Note	49,474,585.00	0.34
Repurchase Agreement	100,000,319.70	0.70
Supra-National Agency Bond / Note	117,161,662.00	0.82
Supra-National Discount Note	98,349,100.00	0.68
U.S. Treasury Bond / Note	3,265,390,642.50	22.71
Cash Balance	117,242,614.97	0.82
Total	\$14,370,342,052.57	100.00%

Consolidated Summary Statement

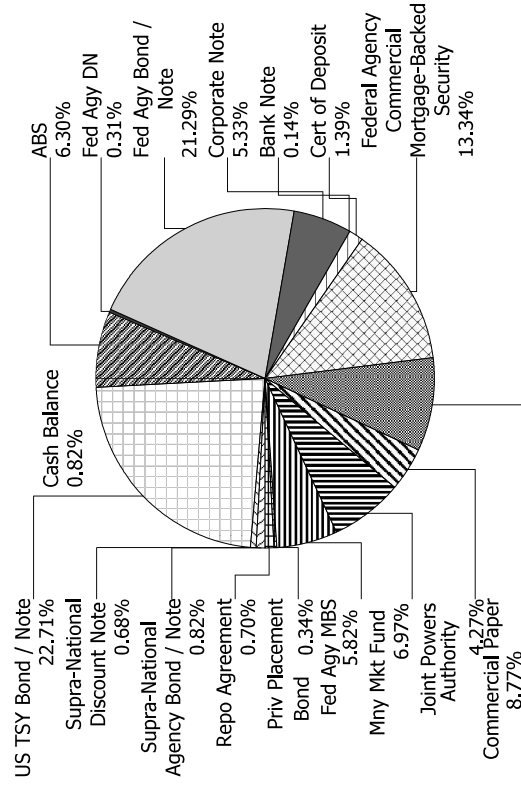
SAN BERNARDINO COUNTY

Maturity Distribution (Fixed Income Holdings)

Portfolio Holdings	Closing Market Value	Percent
Under 30 days	2,305,282,495.03	16.05
31 to 60 days	809,710,184.76	5.63
61 to 90 days	527,482,632.96	3.67
91 to 180 days	1,099,149,240.00	7.65
181 days to 1 year	2,121,110,691.59	14.76
1 to 2 years	2,695,549,303.38	18.76
2 to 3 years	1,650,181,126.81	11.48
3 to 4 years	1,137,951,700.71	7.92
4 to 5 years	1,491,932,455.67	10.38
Over 5 years	531,992,221.66	3.70
Total	\$14,370,342,052.57	100.00%

Weighted Average Days to Maturity 611

Sector Allocation





Managed Account Summary Statement

For the Month Ending December 31, 2023

SAN BERNARDINO COUNTY - 76990800

Transaction Summary - Managed Account

Opening Market Value

Maturities/Calls	\$13,117,378,546.60
Principal Dispositions	(877,373,990.53)
Principal Acquisitions	(929,000,000.00)
Unsettled Trades	2,824,208,916.79
Change in Current Value	117,885,964.74
Closing Market Value	\$14,253,099,437.60

Cash Transactions Summary - Managed Account

Maturities/Calls	829,378,749.99
Sale Proceeds	929,000,000.00
Coupon/Interest/Dividend Income	33,035,906.28
Principal Payments	48,483,990.53
Security Purchases	(2,874,734,234.13)
Net Cash Contribution	1,034,835,587.33
Reconciling Transactions	0.00

Earnings Reconciliation (Cash Basis) - Managed Account

Interest/Dividends/Coupons Received	33,524,656.27
Less Purchased Interest Related to Interest/Coupons	(1,579,400.67)
Plus Net Realized Gains/Losses	5,554,429.73
Total Cash Basis Earnings	\$37,499,685.33

Cash Balance

Closing Cash Balance **\$0.00**

Earnings Reconciliation (Accrual Basis)

	Total
Ending Amortized Value of Securities	14,355,453,266.87
Ending Accrued Interest	54,803,500.81
Plus Proceeds from Sales	929,000,000.00
Plus Proceeds of Maturities/Calls/Principal Payments	877,862,740.52
Plus Coupons/Dividends Received	33,035,906.28
Less Cost of New Purchases	(2,825,788,317.46)
Less Beginning Amortized Value of Securities	(13,324,374,440.82)
Less Beginning Accrued Interest	(55,342,220.74)
Total Accrual Basis Earnings	\$44,650,435.46

Portfolio Summary and Statistics

For the Month Ending **December 31, 2023**

SAN BERNARDINO COUNTY - 76990800

Account Summary

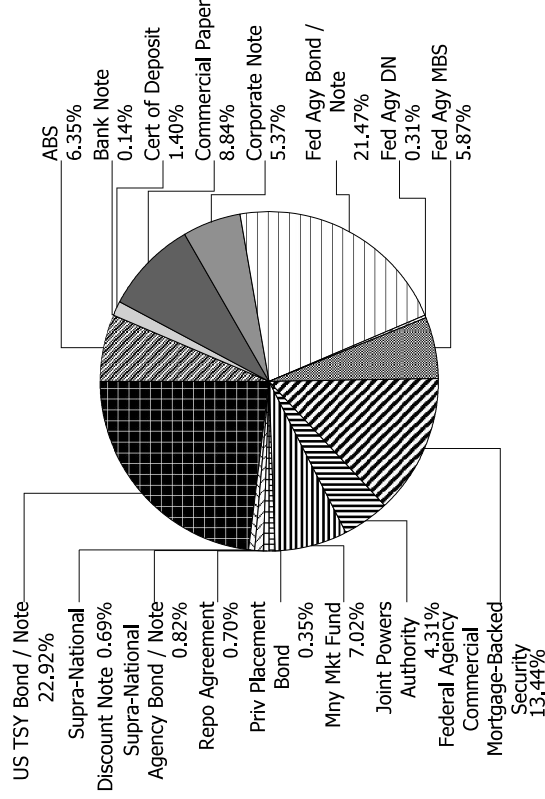
Description	Par Value	Market Value	Percent
U.S. Treasury Bond / Note	3,425,000,000.00	3,265,390,642.50	22.92
Supra-National Discount Note	100,000,000.00	98,349,100.00	0.69
Supra-National Agency Bond / Note	118,000,000.00	117,161,662.00	0.82
Repurchase Agreement	100,000,000.00	100,000,319.70	0.70
Money Market Mutual Fund	1,001,000,000.00	1,001,000,000.00	7.02
Joint Powers Authority	614,000,000.00	614,000,000.00	4.31
Federally Insured Cash Account	22,169.05	22,169.05	0.00
Federal Agency Mortgage-Backed Security	839,023,000.00	836,072,791.63	5.87
Federal Agency Discount Note	44,538,000.00	44,472,156.49	0.31
Federal Agency Commercial Mortgage-Backed Security	1,955,215,426.57	1,916,323,082.84	13.44
Federal Agency Bond / Note	3,157,282,000.00	3,060,614,033.17	21.47
Corporate Note	823,957,000.00	815,207,260.66	5.72
Commercial Paper	1,273,580,000.00	1,259,613,995.96	8.84
Certificate of Deposit	200,000,000.00	199,925,372.00	1.40
Bank Note	20,000,000.00	20,266,910.00	0.14
Asset-Backed Security	907,090,745.14	904,679,941.60	6.35
Managed Account Sub-Total	14,578,708,340.7614	14,253,099,437.60	100.00%
Accrued Interest		54,803,500.81	
Total Portfolio	14,578,708,340.7614	14,307,902,938.41	

Unsettled Trades

0.00

0.00

Sector Allocation

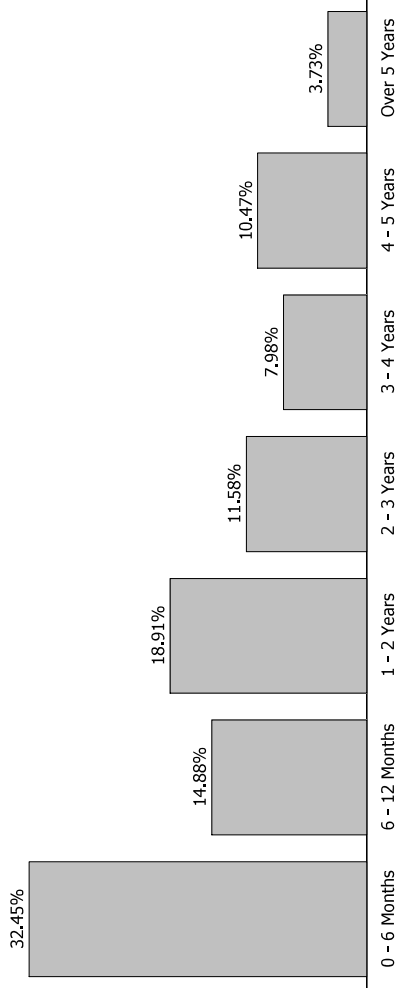


Portfolio Summary and Statistics

For the Month Ending **December 31, 2023**

SAN BERNARDINO COUNTY - 76990800

Maturity Distribution



Characteristics

Yield to Maturity at Cost	3.92%
Yield to Maturity at Market	4.94%
Weighted Average Days to Maturity	616

Managed Account Issuer Summary

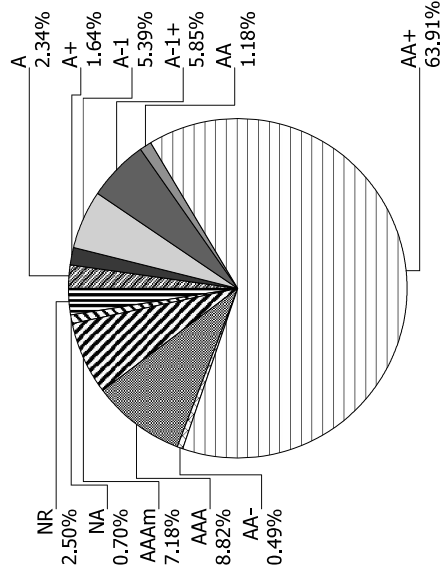
For the Month Ending December 31, 2023

SAN BERNARDINO COUNTY - 76990800

Issuer Summary

Credit Quality (S&P Ratings)

Issuer	Market Value of Holdings	Percent
AMAZON.COM INC	148,499,650.00	1.04
AMERICAN EXPRESS CO	66,873,701.80	0.47
APPLE INC	30,007,200.00	0.21
BANK OF AMERICA CO	97,861,850.00	0.69
BMW FINANCIAL SERVICES NA LLC	17,421,845.89	0.12
BMW VEHICLE OWNER TRUST	19,479,674.28	0.14
CAFCO LLC	49,149,050.00	0.34
CAMP	604,000,000.00	4.24
CANTOR FITZGERALD	100,000,319.70	0.70
CAPITAL ONE FINANCIAL CORP	49,793,555.00	0.35
CHARIOT FUNDING LLC	49,584,550.00	0.35
CHARTA LLC	49,924,350.00	0.35
CITIGROUP INC	9,078,824.70	0.06
CRC FUNDING LLC	123,560,950.00	0.87
DEERE & COMPANY	159,805,289.00	1.12
DISCOVER FINANCIAL SERVICES	69,885,167.00	0.49
FANNIE MAE	501,481,080.85	3.52
FEDERAL FARM CREDIT BANKS	532,011,454.72	3.73
FEDERAL HOME LOAN BANKS	1,881,076,593.14	13.20
FEDERATED GOVT OBLIGATIONS FUNDS	409,000,000.00	2.87
FIDELITY TREASURY MF	550,000,000.00	3.86
FORD CREDIT AUTO OWNER TRUST	4,266,444.95	0.03
FREDDIE MAC	2,942,912,935.42	20.65
GM FINANCIAL CONSUMER AUTOMOBILE TRUST	13,106,192.06	0.09
HONDA AUTO RECEIVABLES	57,440,403.31	0.40
HYUNDAI AUTO RECEIVABLES	136,077,571.51	0.95
INTER-AMERICAN DEVELOPMENT BANK	74,521,545.00	0.52
INTERNATIONAL FINANCE CORPORATION	19,728,420.00	0.14
INTL BANK OF RECONSTRUCTION AND DEV	121,260,797.00	0.85
INVESTMENT TRUST OF CALIFORNIA	10,000,000.00	0.07
JOHN DEERE OWNER TRUST	139,057,824.32	0.98
JP MORGAN CHASE & CO	49,513,950.00	0.35



Managed Account Issuer Summary

SAN BERNARDINO COUNTY - 76990800

Issuer	Market Value of Holdings	Percent
JUPITER SECURITIZATION COMPANY	99,747,400.00	0.70
MERCEDES-BENZ AUTO LEASE TRUST	40,078,350.33	0.28
MERCEDES-BENZ AUTO RECEIVABLES	50,161,677.26	0.35
METLIFE INC	245,162,580.96	1.72
MICROSOFT CORP	346,227,850.00	2.43
MORGAN STANLEY	41,000,000.00	0.29
NESTLE SA	4,949,810.00	0.03
NORTHERN TRUST	1,000,000.00	0.01
PROCTER & GAMBLE CO	9,938,890.00	0.07
STONECASTLE FICA	22,169.05	0.00
THE BANK OF NEW YORK MELLON CORPORATION	228,284,676.66	1.60
Toyota Lease Owner Trust	18,636,463.06	0.13
TOYOTA MOTOR CORP	500,607,516.13	3.51
UNITED STATES TREASURY	3,265,390,642.50	22.91
VERIZON MASTER TRUST	34,945,435.00	0.25
WAL-MART STORES INC	19,863,425.00	0.14
WELLS FARGO & COMPANY	260,701,362.00	1.83
Total	\$14,253,099,437.60	100.00%



Managed Account Detail of Securities Held

For the Month Ending December 31, 2023

SAN BERNARDINO COUNTY - 76990800

Security Type / Description	Dated Date / Coupon / Maturity	CUSIP	S&P Rating	Moody's Rating	Trade Date	Settle Date	Original Cost	YTM at Cost	Accrued Interest	Amortized Cost	Market Value
U.S. Treasury Bond / Note											
US TREASURY NOTES	DTD 02/28/2017 2.125% 02/29/2024	912828W48	AA+	Aaa	03/09/22	03/10/22	75,653,320.31	1.67	538,547.39	75,053,461.72	74,601,562.50
US TREASURY NOTES	DTD 05/15/2014 2.500% 05/15/2024	912828WJ5	AA+	Aaa	09/30/19	10/01/19	52,062,500.00	1.57	161,401.10	50,164,951.13	49,492,190.00
US TREASURY NOTES	DTD 05/15/2014 2.500% 05/15/2024	912828WJ5	AA+	Aaa	12/23/19	12/26/19	51,611,328.13	1.73	161,401.10	50,135,786.08	49,492,190.00
US TREASURY NOTES	DTD 05/15/2021 0.250% 05/15/2024	91282CCC3	AA+	Aaa	02/28/22	03/01/22	72,943,359.38	1.52	24,210.16	74,655,525.45	73,640,625.00
US TREASURY NOTES	DTD 05/31/2017 2.000% 05/31/2024	912828XT2	AA+	Aaa	03/21/22	03/22/22	49,826,171.88	2.16	87,431.69	49,967,230.90	49,328,125.00
US TREASURY NOTES	DTD 06/30/2017 2.000% 06/30/2024	912828XX3	AA+	Aaa	09/25/19	09/26/19	50,886,718.75	1.61	2,747.25	50,092,292.18	49,210,940.00
US TREASURY NOTES	DTD 06/30/2017 2.000% 06/30/2024	912828XX3	AA+	Aaa	10/31/19	11/01/19	51,017,578.13	1.55	2,747.25	50,108,151.29	49,210,940.00
US TREASURY NOTES	DTD 06/30/2017 2.000% 06/30/2024	912828XX3	AA+	Aaa	11/01/19	11/04/19	50,935,546.88	1.58	2,747.25	50,099,608.23	49,210,940.00
US TREASURY NOTES	DTD 06/30/2019 1.750% 06/30/2024	9128286Z8	AA+	Aaa	12/11/19	12/12/19	50,173,828.13	1.67	2,403.85	50,018,930.74	49,156,250.00
US TREASURY NOTES	DTD 06/30/2019 1.750% 06/30/2024	9128286Z8	AA+	Aaa	03/17/22	03/21/22	49,701,171.88	2.02	2,403.85	49,934,990.52	49,156,250.00
US TREASURY NOTES	DTD 06/30/2019 1.750% 06/30/2024	9128286Z8	AA+	Aaa	06/10/22	06/13/22	48,742,187.50	3.03	2,403.85	49,695,636.28	49,156,250.00
US TREASURY NOTES	DTD 07/15/2021 0.375% 07/15/2024	91282CCL3	AA+	Aaa	06/24/22	06/27/22	94,679,687.50	3.07	173,233.70	98,607,768.69	97,500,000.00
US TREASURY NOTES	DTD 07/31/2017 2.125% 07/31/2024	9128282N9	AA+	Aaa	10/10/19	10/11/19	51,474,609.38	1.49	444,633.15	50,178,129.45	49,140,625.00
US TREASURY NOTES	DTD 07/31/2017 2.125% 07/31/2024	9128282N9	AA+	Aaa	04/05/22	04/06/22	49,429,687.50	2.63	444,633.15	49,857,253.54	49,140,625.00



Managed Account Detail of Securities Held

For the Month Ending December 31, 2023

SAN BERNARDINO COUNTY - 76990800

Security Type/Description	Dated Date/Coupon/Maturity	CUSIP	S&P Rating	Moody's Rating	Trade Date	Settle Date	Original Cost	YTM at Cost	Accrued Interest	Amortized Cost	Market Value	
U.S. Treasury Bond / Note												
US TREASURY NOTES	DTD 07/31/2019 1.750% 07/31/2024	912828Y87	AA+	Aaa	06/13/22	06/14/22	48,324,218.75	3.39	366,168.48	49,543,360.38	49,046,875.00	
US TREASURY NOTES	DTD 08/15/2014 2.375% 08/15/2024	912828D56	AA+	Aaa	06/10/22	06/13/22	49,279,296.88	3.06	448,539.40	49,793,955.15	49,171,875.00	
US TREASURY NOTES	DTD 08/31/2019 1.250% 08/31/2024	912828YE4	AA+	Aaa	02/09/22	02/10/22	49,712,890.63	1.48	211,195.06	49,925,222.32	48,757,810.00	
US TREASURY NOTES	DTD 08/31/2019 1.250% 08/31/2024	912828YE4	AA+	Aaa	02/15/22	02/16/22	49,417,968.75	1.72	211,195.06	49,847,428.70	48,757,810.00	
US TREASURY NOTES	DTD 09/30/2019 1.500% 09/30/2024	912828YH7	AA+	Aaa	02/15/22	02/16/22	49,683,593.75	1.75	190,573.77	49,909,739.91	48,734,375.00	
US TREASURY NOTES	DTD 09/30/2019 1.500% 09/30/2024	912828YH7	AA+	Aaa	04/04/22	04/05/22	48,683,593.75	2.60	190,573.77	49,604,643.67	48,734,375.00	
US TREASURY NOTES	DTD 10/15/2021 0.625% 10/15/2024	91282CDB4	AA+	Aaa	03/09/22	03/10/22	72,793,945.31	1.79	99,897.54	74,331,217.10	72,515,625.00	
US TREASURY NOTES	DTD 11/15/2021 0.750% 11/15/2024	91282CDH1	AA+	Aaa	03/28/22	03/29/22	71,589,843.75	2.55	72,630.49	73,869,189.35	72,375,000.00	
US TREASURY NOTES	DTD 01/31/2020 1.375% 01/31/2025	912828Z52	AA+	Aaa	10/27/21	10/28/21	50,845,703.13	0.85	287,703.80	50,281,190.97	48,242,190.00	
US TREASURY NOTES	DTD 02/17/2015 2.000% 02/15/2025	912828J27	AA+	Aaa	12/19/19	12/20/19	50,576,171.88	1.77	377,717.39	50,125,693.55	48,515,625.00	
US TREASURY NOTES	DTD 02/15/2022 1.500% 02/15/2025	91282CDZ1	AA+	Aaa	03/02/22	03/03/22	49,767,578.13	1.66	283,288.04	49,911,550.57	48,250,000.00	
US TREASURY NOTES	DTD 03/15/2022 1.750% 03/15/2025	91282CED9	AA+	Aaa	05/02/23	05/03/23	95,890,625.00	4.06	519,230.77	97,354,815.80	96,625,000.00	
US TREASURY NOTES	DTD 05/15/2015 2.125% 05/15/2025	912828XB1	AA+	Aaa	12/09/19	12/10/19	51,109,375.00	1.70	137,190.93	50,279,721.38	48,398,440.00	
US TREASURY NOTES	DTD 05/15/2022 2.750% 05/15/2025	91282CE00	AA+	Aaa	06/09/22	06/10/22	49,652,343.75	3.00	177,541.21	49,837,543.81	48,804,690.00	



Managed Account Detail of Securities Held

For the Month Ending December 31, 2023

SAN BERNARDINO COUNTY - 76990800

Security Type/Description	Dated Date/Coupon/Maturity	CUSIP	S&P Rating	Moody's Rating	Trade Date	Settle Date	Original Cost	YTM at Cost	Accrued Interest	Amortized Cost	Market Value	
U.S. Treasury Bond / Note												
US TREASURY NOTES	DTD 05/31/2020 0.250% 05/31/2025	912828ZT0	AA+	Aaa	11/22/21	11/24/21	48,667,968.75	1.02	10,928.96	49,464,697.72	47,085,940.00	
US TREASURY NOTES	DTD 06/15/2022 2.875% 06/15/2025	91282CEU1	AA+	Aaa	04/17/23	04/18/23	24,354,492.19	4.14	33,384.57	24,565,570.79	24,433,595.00	
US TREASURY NOTES	DTD 06/15/2022 2.875% 06/15/2025	91282CEU1	AA+	Aaa	04/18/23	04/19/23	24,353,515.63	4.14	33,384.57	24,564,361.42	24,433,595.00	
US TREASURY NOTES	DTD 06/30/2020 0.250% 06/30/2025	912828ZW3	AA+	Aaa	11/22/21	11/24/21	48,605,468.75	1.04	343.41	49,420,537.24	46,953,125.00	
US TREASURY NOTES	DTD 06/30/2020 0.250% 06/30/2025	912828ZW3	AA+	Aaa	01/24/22	01/25/22	48,166,015.63	1.35	343.41	49,200,195.31	46,953,125.00	
US TREASURY NOTES	DTD 06/30/2020 0.250% 06/30/2025	912828ZW3	AA+	Aaa	06/09/22	06/10/22	45,994,140.63	3.01	343.41	48,040,144.07	46,953,125.00	
US TREASURY NOTES	DTD 06/30/2020 0.250% 06/30/2025	912828ZW3	AA+	Aaa	01/26/22	01/27/22	72,058,593.75	1.43	515.11	73,715,193.75	70,429,687.50	
US TREASURY NOTES	DTD 06/30/2020 0.250% 06/30/2025	912828ZW3	AA+	Aaa	01/31/22	02/01/22	71,976,562.50	1.47	515.11	73,674,058.73	70,429,687.50	
US TREASURY NOTES	DTD 07/15/2022 3.000% 07/15/2025	91282CEY3	AA+	Aaa	04/10/23	04/11/23	49,005,859.38	3.93	692,934.78	49,324,802.80	48,906,250.00	
US TREASURY NOTES	DTD 07/31/2020 0.250% 07/31/2025	91282CAB7	AA+	Aaa	11/22/21	11/24/21	48,470,703.13	1.10	52,309.79	49,343,937.33	46,820,310.00	
US TREASURY NOTES	DTD 07/31/2020 0.250% 07/31/2025	91282CAB7	AA+	Aaa	11/22/21	11/24/21	48,482,421.88	1.09	52,309.79	49,348,964.63	46,820,310.00	
US TREASURY NOTES	DTD 08/31/2020 0.250% 08/31/2025	91282CA10	AA+	Aaa	01/18/22	01/19/22	47,859,375.00	1.47	42,239.01	49,014,015.15	46,687,500.00	
US TREASURY NOTES	DTD 08/31/2020 0.250% 08/31/2025	91282CA10	AA+	Aaa	06/27/22	06/28/22	45,480,468.75	3.27	42,239.01	47,631,142.24	46,687,500.00	
US TREASURY NOTES	DTD 08/31/2020 0.250% 08/31/2025	91282CA10	AA+	Aaa	03/10/22	03/11/22	70,769,531.25	1.94	63,358.52	72,973,108.75	70,031,250.00	



Managed Account Detail of Securities Held

For the Month Ending December 31, 2023

SAN BERNARDINO COUNTY - 76990800

Security Type/Description	Dated Date/Coupon/Maturity	CUSIP	Par	S&P Rating	Moody's Rating	Trade Date	Settle Date	Original Cost	YTM at Cost	Accrued Interest	Amortized Cost	Market Value
U.S. Treasury Bond / Note												
US TREASURY NOTES	DTD 09/30/2020 0.250% 09/30/2025	91282CAM3	50,000,000.00	AA+	Aaa	03/14/22	03/15/22	46,951,171.88	2.04	31,762.30	48,497,951.86	46,562,500.00
US TREASURY NOTES	DTD 10/31/2020 0.250% 10/31/2025	91282CAT8	50,000,000.00	AA+	Aaa	04/05/22	04/06/22	45,789,062.50	2.75	21,291.21	47,839,634.06	46,445,310.00
US TREASURY NOTES	DTD 10/31/2020 0.250% 10/31/2025	91282CAT8	50,000,000.00	AA+	Aaa	09/27/22	09/28/22	44,087,890.63	4.38	21,291.21	46,496,721.73	46,445,310.00
US TREASURY NOTES	DTD 01/31/2021 0.375% 01/31/2026	91282CBH3	50,000,000.00	AA+	Aaa	10/05/22	10/06/22	44,132,812.50	4.20	78,464.67	46,319,101.66	46,187,500.00
US TREASURY NOTES	DTD 01/31/2021 0.375% 01/31/2026	91282CBH3	50,000,000.00	AA+	Aaa	10/11/22	10/12/22	43,957,031.25	4.34	78,464.67	46,189,975.79	46,187,500.00
US TREASURY NOTES	DTD 01/31/2021 0.375% 01/31/2026	91282CBH3	50,000,000.00	AA+	Aaa	01/03/23	01/04/23	44,566,406.25	4.18	78,464.67	46,317,929.79	46,187,500.00
US TREASURY NOTES	DTD 02/28/2021 0.500% 02/28/2026	91282CBQ3	50,000,000.00	AA+	Aaa	10/24/22	10/25/22	43,773,437.50	4.55	84,478.02	45,979,739.92	46,203,125.00
US TREASURY NOTES	DTD 05/31/2021 0.750% 05/31/2026	91282CCF6	50,000,000.00	AA+	Aaa	09/29/22	09/30/22	44,224,609.38	4.18	32,786.89	46,200,060.39	46,156,250.00
US TREASURY NOTES	DTD 05/31/2019 2.125% 05/31/2026	9128286X3	50,000,000.00	AA+	Aaa	11/01/22	11/02/22	46,298,828.13	4.38	92,896.17	47,503,267.67	47,750,000.00
US TREASURY NOTES	DTD 06/30/2021 0.875% 06/30/2026	91282CCJ8	50,000,000.00	AA+	Aaa	02/10/23	02/13/23	44,972,656.25	4.09	1,201.92	46,285,555.43	46,242,190.00
US TREASURY NOTES	DTD 06/30/2021 0.875% 06/30/2026	91282CCJ8	50,000,000.00	AA+	Aaa	02/14/23	02/15/23	44,855,468.75	4.18	1,201.92	46,192,796.13	46,242,190.00
US TREASURY NOTES	DTD 07/01/2019 1.875% 06/30/2026	9128287B0	50,000,000.00	AA+	Aaa	12/11/23	12/12/23	46,839,843.75	4.53	2,575.55	46,907,731.10	47,406,250.00
US TREASURY NOTES	DTD 07/01/2019 1.875% 06/30/2026	9128287B0	50,000,000.00	AA+	Aaa	12/11/23	12/12/23	46,843,750.00	4.52	2,575.55	46,911,553.44	47,406,250.00
US TREASURY NOTES	DTD 06/30/2021 0.875% 06/30/2026	91282CCJ8	100,000,000.00	AA+	Aaa	12/18/23	12/19/23	92,082,031.25	4.20	2,403.85	92,193,431.24	92,484,380.00



Managed Account Detail of Securities Held

For the Month Ending December 31, 2023

SAN BERNARDINO COUNTY - 76990800

Security Type / Description	Dated Date / Coupon / Maturity	CUSIP	S&P Rating	Moody's Rating	Trade Date	Settle Date	Original Cost	YTM at Cost	Accrued Interest	Amortized Cost	Market Value
U.S. Treasury Bond / Note											
US TREASURY NOTES	DTD 05/15/2017 2.375% 05/15/2027	912828X88	AA+	Aaa	09/27/22	09/28/22	46,058,593.75	4.27	153,331.05	47,131,402.55	47,492,190.00
US TREASURY NOTES	DTD 05/15/2017 2.375% 05/15/2027	912828X88	AA+	Aaa	10/27/22	10/31/22	46,332,031.25	4.16	153,331.05	47,277,247.10	47,492,190.00
US TREASURY NOTES	DTD 06/30/2020 0.500% 06/30/2027	912828ZV5	AA+	Aaa	11/01/22	11/02/22	42,123,046.88	4.26	686.81	44,091,127.47	44,414,060.00
US TREASURY NOTES	DTD 06/30/2020 0.500% 06/30/2027	912828ZV5	AA+	Aaa	12/11/23	12/12/23	43,642,578.13	4.41	686.81	43,740,686.49	44,414,060.00
US TREASURY NOTES	DTD 06/30/2020 0.500% 06/30/2027	912828ZV5	AA+	Aaa	12/11/23	12/12/23	43,646,484.38	4.40	686.81	43,740,532.46	44,414,060.00
US TREASURY NOTES	DTD 07/31/2020 0.375% 07/31/2027	91282CAD3	AA+	Aaa	09/26/22	09/27/22	41,859,375.00	4.12	78,464.67	43,982,015.34	44,109,375.00
US TREASURY NOTES	DTD 08/15/2017 2.250% 08/15/2027	9128282R0	AA+	Aaa	11/03/22	11/04/22	45,289,062.50	4.46	424,932.07	46,431,026.15	47,156,250.00
Security Type Sub-Total							3,269,036,132.94	2.74	7,991,517.77	3,319,699,206.56	3,265,390,642.50

Supra-National Discount Note											
INTL BANK OF RECON AND DEV DISC NOTE	DTD 11/01/2023 0.000% 05/01/2024	459052WG7	A-1+	P-1	11/01/23	11/02/23	97,310,138.89	5.50	0.00	98,201,805.56	98,349,100.00
Security Type Sub-Total							97,310,138.89	5.50	0.00	98,201,805.56	98,349,100.00

Supra-National Agency Bond / Note											
INTL BK RECON & DEVELOP NOTES	DTD 03/29/2022 2.250% 03/28/2024	45906M3C3	AAA	Aaa	03/22/22	03/29/22	12,989,860.00	2.29	75,562.50	12,998,791.53	12,902,357.00
INTL BANK OF RECON AND DEV SN (FLOATER)	DTD 06/16/2020 5.770% 06/17/2024	45906M2B6	AAA	Aaa	06/09/20	06/16/20	10,000,000.00	0.48	22,183.33	10,000,000.00	10,009,340.00
INTER-AMERICAN DEVEL BK NOTES	DTD 07/01/2022 3.250% 07/01/2024	4581X0EE4	AAA	Aaa	06/22/22	07/01/22	59,994,000.00	3.26	975,000.00	59,998,506.16	59,418,600.00
Security Type Sub-Total							97,310,138.89	5.50	0.00	98,201,805.56	98,349,100.00



Managed Account Detail of Securities Held

For the Month Ending December 31, 2023

SAN BERNARDINO COUNTY - 76990800

Security Type/Description Dated Date/Coupon/Maturity	CUSIP	S&P Rating	Moody's Rating	Trade Date	Settle Date	Original Cost	YTM at Cost	Accrued Interest	Amortized Cost	Market Value
Supra-National Agency Bond / Note										
INTL FINANCE CORP CORPORATE NOTES DTD 09/15/2022 3.625% 09/15/2025	45950KDA5	AAA	Aaa	09/07/22	09/15/22	19,992,200.00	3.64	213,472.22	19,995,566.24	19,728,420.00
INTER-AMERICAN DEVEL BK NOTES DTD 07/06/2023 4.500% 05/15/2026	4581X0EK0	AAA	Aaa	06/27/23	07/06/23	14,988,450.00	4.53	86,250.00	14,990,430.32	15,102,945.00
Security Type Sub-Total						117,964,510.00	3.14	1,372,468.05	117,983,294.25	117,161,662.00
Repurchase Agreement										
CANTOR FITZGERALD REPO AGRMT DTD 12/28/2023 5.380% 01/04/2024	RE1365312	NA	NA	12/28/23	12/28/23	100,000,000.00	5.38	59,777.78	100,000,000.00	100,000,319.70
Security Type Sub-Total						100,000,000.00	5.38	59,777.78	100,000,000.00	100,000,319.70
Money Market Mutual Fund										
NORTHERN TRUST INST GOVT SELECT 848	665278701	AAA	NR	02/28/22	02/28/22	1,000,000.00	5.22	0.00	1,000,000.00	1,000,000.00
MORGAN STANLEY LIQ GOVT-INST FUND	61747C707	NR	NR	12/08/23	12/08/23	41,000,000.00	5.27	0.00	41,000,000.00	41,000,000.00
FEDERATED GOVT OBLIGATIONS FUND	608919718	AAA	NR	12/28/23	12/28/23	409,000,000.00	5.23	0.00	409,000,000.00	409,000,000.00
FIDELITY GOVT MM FUND 2642	31607A703	AAA	AAA	12/28/23	12/28/23	550,000,000.00	5.25	0.00	550,000,000.00	550,000,000.00
Security Type Sub-Total						1,001,000,000.00	5.24	0.00	1,001,000,000.00	1,001,000,000.00
Joint Powers Authority										
INVESTMENT TRUST OF CALIFORNIA	CALTRUST3	AAA	NR	08/26/21	08/26/21	10,000,000.00	5.55	0.00	10,000,000.00	10,000,000.00
CALIFORNIA ASSET MANAGEMENT PROGRAM	CAMPMF025	AAA	NR	05/25/23	05/25/23	15,000,000.00	5.56	0.00	15,000,000.00	15,000,000.00
CALIFORNIA ASSET MANAGEMENT PROGRAM	CAMPMF025	AAA	NR	04/12/23	04/12/23	19,000,000.00	5.56	0.00	19,000,000.00	19,000,000.00
CALIFORNIA ASSET MANAGEMENT PROGRAM	CAMPMF025	AAA	NR	05/16/23	05/16/23	19,000,000.00	5.56	0.00	19,000,000.00	19,000,000.00
CALIFORNIA ASSET MANAGEMENT PROGRAM	CAMPMF025	AAA	NR	06/01/23	06/01/23	22,000,000.00	5.56	0.00	22,000,000.00	22,000,000.00



Managed Account Detail of Securities Held

For the Month Ending December 31, 2023

SAN BERNARDINO COUNTY - 76990800

Security Type/Description	Dated Date/Coupon/Maturity	CUSIP	S&P Rating	Moody's Rating	Trade Date	Settle Date	Original Cost	YTM at Cost	Accrued Interest	Amortized Cost	Market Value
Joint Powers Authority											
CALIFORNIA ASSET MANAGEMENT PROGRAM		CAMPMF025	AAA	NR	06/27/23	06/27/23	33,000,000.00	5.56	0.00	33,000,000.00	33,000,000.00
CALIFORNIA ASSET MANAGEMENT PROGRAM		CAMPMF025	AAA	NR	12/08/22	12/08/22	37,000,000.00	5.56	0.00	37,000,000.00	37,000,000.00
CALIFORNIA ASSET MANAGEMENT PROGRAM		CAMPMF025	AAA	NR	02/27/23	02/27/23	39,000,000.00	5.56	0.00	39,000,000.00	39,000,000.00
CALIFORNIA ASSET MANAGEMENT PROGRAM		CAMPMF025	AAA	NR	12/27/22	12/27/22	40,000,000.00	5.56	0.00	40,000,000.00	40,000,000.00
CALIFORNIA ASSET MANAGEMENT PROGRAM		CAMPMF025	AAA	NR	06/27/23	06/27/23	56,000,000.00	5.56	0.00	56,000,000.00	56,000,000.00
CALIFORNIA ASSET MANAGEMENT PROGRAM		CAMPMF025	AAA	NR	06/26/23	06/26/23	75,000,000.00	5.56	0.00	75,000,000.00	75,000,000.00
CALIFORNIA ASSET MANAGEMENT PROGRAM		CAMPMF025	AAA	NR	02/27/23	02/27/23	99,000,000.00	5.56	0.00	99,000,000.00	99,000,000.00
CALIFORNIA ASSET MANAGEMENT PROGRAM		CAMPMF025	AAA	NR	06/30/23	06/30/23	150,000,000.00	5.56	0.00	150,000,000.00	150,000,000.00
Security Type Sub-Total							614,000,000.00	5.56	0.00	614,000,000.00	614,000,000.00

Federally Insured Cash Account

STONECASTLE FICA		FICAMF003	NR	NR	08/30/19	08/30/19	22,169.05	5.33	0.00	22,169.05	22,169.05
Security Type Sub-Total							22,169.05	5.33	0.00	22,169.05	22,169.05

Federal Agency Mortgage-Backed Security

FR WN1252		3132XFMA3	AA+	Aaa	06/15/23	06/21/23	9,642,268.13	4.85	37,401.29	9,658,527.01	9,697,413.21
DTD 06/01/2023 4.500% 03/01/2028											
FR WN1245		3132XFL30	AA+	Aaa	06/06/23	06/09/23	24,512,695.31	4.81	92,363.01	24,570,821.98	24,631,637.00
DTD 06/01/2023 4.350% 03/01/2028											



Managed Account Detail of Securities Held

For the Month Ending December 31, 2023

SAN BERNARDINO COUNTY - 76990800

Security Type/Description	Dated Date/Coupon/Maturity	CUSIP	S&P Rating	Moody's Rating	Trade Date	Settle Date	Original Cost	YTM at Cost	Accrued Interest	Amortized Cost	Market Value
Federal Agency Mortgage-Backed Security											
FR WN1255	DTD 07/01/2023 4.670% 04/01/2028	3132XFMD7	AA+	Aaa	07/20/23	07/25/23	20,547,187.50	5.19	83,292.33	20,589,506.43	20,910,529.71
FR WN2390	DTD 07/01/2023 4.920% 04/01/2028	3132XGUQ7	AA+	Aaa	07/13/23	07/18/23	51,493,810.16	4.93	215,299.74	51,496,743.09	51,894,508.57
FR WN2389	DTD 07/01/2023 4.650% 05/01/2028	3132XGUP9	AA+	Aaa	07/18/23	07/21/23	44,062,398.44	4.54	173,177.47	44,042,448.07	44,229,338.90
FR WN2432	DTD 09/01/2023 5.050% 05/01/2028	3132XGV29	AA+	Aaa	09/13/23	09/18/23	48,662,786.41	5.47	215,264.95	48,708,849.89	50,009,856.36
FR WN1250	DTD 06/01/2023 4.400% 05/01/2028	3132XFL89	AA+	Aaa	06/15/23	06/21/23	73,848,632.81	4.75	280,273.97	73,974,401.52	74,041,607.25
FR WN2458	DTD 10/01/2023 5.060% 06/01/2028	3132XGWU6	AA+	Aaa	10/17/23	10/20/23	23,942,292.03	5.77	105,942.81	23,969,148.03	24,977,580.44
FR WN1268	DTD 10/01/2023 4.620% 06/01/2028	3132XFMS4	AA+	Aaa	10/05/23	10/11/23	32,041,576.17	5.60	130,969.79	32,098,221.87	33,248,535.08
FR WN2409	DTD 08/01/2023 4.900% 06/01/2028	3132XGVB9	AA+	Aaa	08/03/23	08/08/23	41,659,289.06	5.39	177,036.33	41,732,389.57	42,758,696.44
FR WN2382	DTD 07/01/2023 4.340% 06/01/2028	3132XGUG9	AA+	Aaa	08/18/23	08/23/23	48,044,921.88	5.27	184,301.37	48,191,776.95	49,245,185.50
FR WN2337	DTD 04/01/2023 4.350% 01/01/2030	3132XGS31	AA+	Aaa	08/22/23	08/25/23	59,452,335.94	5.39	232,662.43	59,648,123.82	61,657,572.45
FR WN2398	DTD 07/01/2023 5.030% 02/01/2030	3132XGUY0	AA+	Aaa	07/18/23	07/21/23	15,802,775.00	4.86	66,883.29	15,792,690.75	15,887,863.64
FR WN2397	DTD 07/01/2023 5.000% 02/01/2030	3132XGUX2	AA+	Aaa	07/18/23	07/21/23	34,087,976.84	4.82	143,351.64	34,065,236.91	34,228,980.92
FR WN2446	DTD 10/01/2023 4.890% 02/01/2030	3132XGWG7	AA+	Aaa	10/05/23	10/11/23	38,307,398.44	5.55	164,880.08	38,348,819.60	40,034,483.62
FR WN2405	DTD 07/01/2023 4.310% 04/01/2030	3132XGU79	AA+	Aaa	07/20/23	07/25/23	26,363,608.59	4.60	98,153.93	26,393,118.26	26,664,580.33



Managed Account Detail of Securities Held

For the Month Ending December 31, 2023

SAN BERNARDINO COUNTY - 76990800

Security Type/Description	Dated Date/Coupon/Maturity	CUSIP	S&P Rating	Moody's Rating	Trade Date	Settle Date	Original Cost	YTM at Cost	Accrued Interest	Amortized Cost	Market Value	
Federal Agency Mortgage-Backed Security												
FR WN2392	DTD 07/01/2023 4.050% 04/01/2030	3132XGUS3	AA+	Aaa	07/13/23	07/18/23	29,460,583.87	4.47	103,855.65	29,510,528.13	29,598,556.29	
FR WN2404	DTD 07/01/2023 4.320% 04/01/2030	3132XGU61	AA+	Aaa	09/14/23	09/19/23	29,581,305.94	4.94	114,010.56	29,620,784.45	30,488,430.88	
FR WN2415	DTD 08/01/2023 4.640% 05/01/2030	3132XGVH6	AA+	Aaa	08/08/23	08/11/23	24,740,760.94	4.68	97,712.68	24,743,920.28	25,078,269.24	
FR WN2460	DTD 10/01/2023 4.340% 06/01/2030	3132XGWW2	AA+	Aaa	10/17/23	10/20/23	8,691,756.45	5.68	34,593.37	8,709,033.94	9,192,744.15	
FR WN2421	DTD 09/01/2023 4.020% 06/01/2030	3132XGVP8	AA+	Aaa	09/21/23	09/26/23	30,224,090.04	5.12	110,058.24	30,291,177.45	31,523,309.55	
FR WN2442	DTD 09/01/2023 4.230% 06/01/2030	3132XGWC6	AA+	Aaa	09/26/23	09/28/23	55,984,989.38	5.38	214,952.61	56,109,659.05	58,229,098.93	
FR WN2459	DTD 10/01/2023 5.260% 07/01/2030	3132XGWW4	AA+	Aaa	10/17/23	10/20/23	45,534,082.30	5.75	209,078.66	45,565,115.88	47,844,013.17	
Security Type Sub-Total			839,023,000.00				816,689,521.63	5.14	3,285,516.20	817,831,042.93	836,072,791.63	

Federal Agency Discount Note												
FED HOME LN DISCOUNT NT DISC NOTES	DTD 01/09/2023 0.000% 01/08/2024	313384RNI	A-1+	P-1	06/01/23	06/01/23	43,153,158.93	5.23	0.00	44,494,136.26	44,472,156.49	
Security Type Sub-Total			44,538,000.00				43,153,158.93	5.23	0.00	44,494,136.26	44,472,156.49	

Federal Agency Commercial Mortgage-Backed Security												
FHLMC SERIES K037 A2	DTD 03/01/2014 3.490% 01/01/2024	3137B7Y9	AA+	Aaa	04/27/22	05/02/22	1,212,218.93	2.78	3,485.51	1,198,455.42	1,198,455.42	
FHMS K039 A2	DTD 09/01/2014 3.303% 07/01/2024	3137BDCW4	AA+	Aaa	07/19/22	07/22/22	22,675,487.01	3.61	62,769.81	22,771,543.59	22,535,180.53	
FHMS KMP1 A2	DTD 09/01/2017 2.982% 08/01/2024	3137FATE8	AA+	Aaa	02/24/21	03/01/21	54,023,437.50	0.60	124,250.00	50,686,142.66	49,161,836.50	
Security Type Sub-Total			44,538,000.00				43,153,158.93	5.23	0.00	44,494,136.26	44,472,156.49	



Managed Account Detail of Securities Held

For the Month Ending December 31, 2023

SAN BERNARDINO COUNTY - 76990800

Security Type/Description	Dated Date/Coupon/Maturity	CUSIP	S&P Rating	Moody's Rating	Trade Date	Settle Date	Original Cost	YTM at Cost	Accrued Interest	Amortized Cost	Market Value	
Federal Agency Commercial Mortgage-Backed Security												
FHMS K729 A2	DTD 12/01/2017 3.136% 10/01/2024	3137FCM43	AA+	Aaa	01/27/21	01/29/21	17,969,531.25	0.68	43,120.00	16,800,262.16	16,230,785.18	
FHMS K042 A2	DTD 01/28/2015 2.670% 12/01/2024	3137BFXT3	AA+	Aaa	06/23/22	06/28/22	64,406,112.50	3.37	145,670.75	65,068,193.56	64,017,747.08	
FHMS K045 A2	DTD 05/01/2015 3.023% 01/01/2025	3137BHXJ1	AA+	Aaa	12/14/20	12/17/20	24,093,544.09	0.55	55,246.53	22,466,848.99	21,455,474.28	
FHMS K046 A2	DTD 06/17/2015 3.205% 03/01/2025	3137BJP64	AA+	Aaa	10/11/22	10/14/22	48,373,046.88	4.65	133,541.67	49,204,309.46	48,922,431.50	
FHMS K732 AM	DTD 06/28/2018 3.700% 05/01/2025	3137FG7G4	AA+	Aaa	03/02/22	03/07/22	26,244,140.63	2.07	77,083.33	25,525,327.84	24,540,413.00	
FHMS K047 A2	DTD 07/30/2015 3.329% 05/01/2025	3137BKRJ1	AA+	Aaa	05/26/22	06/01/22	75,708,984.38	2.99	208,062.50	75,323,536.53	73,400,120.25	
FHLMC SERIES K049 A2	DTD 10/01/2015 3.010% 07/01/2025	3137BLMZ8	AA+	Aaa	04/27/22	05/02/22	10,024,218.75	2.93	25,083.33	10,011,459.91	9,729,604.20	
FHMS K733 A2	DTD 11/09/2018 3.750% 08/01/2025	3137FJXQ7	AA+	Aaa	10/28/21	11/02/21	3,591,355.68	1.40	10,338.18	3,427,848.21	3,250,770.61	
FHMS K050 A2	DTD 11/01/2015 3.334% 08/01/2025	3137BLW95	AA+	Aaa	03/17/22	03/21/22	30,856,640.63	2.45	83,350.00	30,402,878.99	29,305,672.20	
FHMS K052 A1	DTD 12/01/2015 3.308% 09/01/2025	3137BM7C4	AA+	Aaa	05/16/22	05/19/22	50,433,593.75	3.03	137,833.33	50,219,865.61	48,800,734.00	
FHMS K726 A1	DTD 06/01/2017 2.700% 10/01/2025	3137BYLE8	AA+	Aaa	04/27/21	04/30/21	26,863,281.25	0.98	56,250.00	25,737,236.36	24,263,427.00	
FHMS KJ23 A1	DTD 01/29/2019 3.683% 10/01/2025	3137FKSQ0	AA+	Aaa	06/10/21	06/15/21	65,231,250.00	1.58	184,150.00	62,130,509.08	58,899,757.80	
FRESB 2021-SB82 A5	DTD 01/01/2021 0.670% 11/01/2025	30318CAA5	AA+	Aaa	01/13/21	01/22/21	1,114,806.27	0.57	619.39	1,111,455.98	998,082.67	
FRESB 2021-SB82 A5	DTD 01/01/2021 0.670% 11/01/2025	30318CAA5	AA+	Aaa	01/13/21	01/22/21	2,601,214.76	0.57	1,445.26	2,593,397.38	2,328,859.64	



Managed Account Detail of Securities Held

For the Month Ending December 31, 2023

SAN BERNARDINO COUNTY - 76990800

Security Type/Description	Dated Date/Coupon/Maturity	CUSIP	Par	S&P Rating	Moody's Rating	Trade Date	Settle Date	Original Cost	YTM at Cost	Accrued Interest	Amortized Cost	Market Value
Federal Agency Commercial Mortgage-Backed Security												
FHMS K053 A2	DTD 03/29/2016 2.995% 12/01/2025	3137BN6G4	59,300,000.00	AA+	Aaa	04/04/23	04/06/23	57,504,785.16	4.20	148,002.92	58,004,484.14	57,493,177.63
FRESB 2021-SB83	DTD 02/01/2021 0.670% 01/01/2026	30318NAA1	3,238,245.58	AA+	Aaa	02/10/21	02/19/21	3,253,452.37	0.57	1,808.02	3,244,501.16	2,993,606.25
FHMS K055 A2	DTD 06/22/2016 2.673% 03/01/2026	3137BPW21	83,500,000.00	AA+	Aaa	06/23/22	06/28/22	81,239,628.91	3.46	185,996.25	82,169,379.16	80,214,160.61
FHMS KJ34 A1	DTD 07/01/2021 0.681% 06/01/2026	3137HILS3	2,674,875.88	AA+	Aaa	07/20/21	07/29/21	2,674,843.79	0.68	1,517.99	2,674,859.87	2,532,383.08
FHMS K736 A2	DTD 09/01/2019 2.282% 07/01/2026	3137FNWX4	15,000,000.00	AA+	Aaa	12/08/21	12/13/21	15,558,984.38	1.44	28,525.00	15,306,919.78	14,244,008.70
FHMS KJ21 A2	DTD 09/01/2018 3.700% 09/01/2026	3137FHGE7	9,600,995.57	AA+	Aaa	12/01/22	12/06/22	9,407,475.52	4.28	29,603.07	9,462,908.74	9,429,402.16
FHMS K729 A2	DTD 01/01/2020 2.525% 10/01/2026	3137FOXJ7	8,250,000.00	AA+	Aaa	06/28/21	06/30/21	8,815,898.44	1.18	17,359.38	8,546,071.93	7,842,879.58
FHMS KJ36 A1	DTD 12/01/2021 1.298% 12/01/2026	3137H4RZ5	678,092.12	AA+	Aaa	12/07/21	12/16/21	678,089.41	1.30	733.47	678,090.53	641,319.77
FHMS K062 A2	DTD 02/01/2017 3.413% 12/01/2026	3137BUX60	10,000,000.00	AA+	Aaa	01/20/22	01/25/22	10,750,000.00	1.80	28,441.67	10,451,016.37	9,720,800.10
FHMS K062 A2	DTD 02/01/2017 3.413% 12/01/2026	3137BUX60	18,867,855.00	AA+	Aaa	01/20/22	01/25/22	20,306,528.94	1.77	53,663.32	19,733,009.01	18,341,064.68
FRESB 2022-SB97	DTD 04/01/2022 1.780% 02/01/2027	30311SAA7	21,498,285.82	AA+	Aaa	04/13/22	04/22/22	20,646,265.76	2.66	31,889.12	20,948,327.85	19,878,690.96
FHLMC MULTIFAMILY STRUCTURED P	DTD 07/01/2017 3.243% 04/01/2027	3137F1G44	5,000,000.00	AA+	Aaa	04/10/23	04/13/23	4,834,375.00	4.15	13,512.50	4,864,436.68	4,825,931.90
FHMS KJ39 A1	DTD 04/01/2022 2.750% 04/01/2027	3137H73W1	37,707,398.31	AA+	Aaa	04/13/22	04/21/22	37,701,176.59	2.75	86,412.79	37,703,312.51	36,366,264.93
FHLMC MULTIFAMILY STRUCTURED P	DTD 07/01/2017 3.243% 04/01/2027	3137F1G44	50,000,000.00	AA+	Aaa	04/19/22	04/22/22	50,287,109.38	3.12	135,125.00	50,188,649.15	48,259,319.00



Managed Account Detail of Securities Held

For the Month Ending December 31, 2023

SAN BERNARDINO COUNTY - 76990800

Security Type/Description	Dated Date/Coupon/Maturity	CUSIP	S&P Rating	Moody's Rating	Trade Date	Settle Date	Original Cost	YTM at Cost	Accrued Interest	Amortized Cost	Market Value	
Federal Agency Commercial Mortgage-Backed Security												
FRESB 2022-SB103 ASF	10/01/2022 2.080% 06/01/2027	30329MAA0	AA+	Aaa	10/19/22	10/28/22	7,041,326.21	4.60	13,623.33	7,251,143.65	7,290,311.73	
FHLMC MULTIFAMILY STRUCTURED P	08/01/2017 3.117% 06/01/2027	3137FLLJ3	AA+	Aaa	02/15/22	02/18/22	38,105,812.06	2.27	94,958.93	37,558,516.76	35,117,161.54	
FHMS K068 A2	10/27/2017 3.244% 08/01/2027	3137FBBX3	AA+	Aaa	06/29/22	06/30/22	79,984,777.50	3.59	219,797.22	80,375,882.12	78,239,326.31	
FHMS K739 A2	11/01/2020 1.336% 09/01/2027	3137F64P9	AA+	Aaa	10/04/22	10/07/22	10,481,250.00	4.20	13,360.00	10,863,907.12	10,850,173.32	
FHMS K740 A2	11/01/2020 1.470% 09/01/2027	3137F72B0	AA+	Aaa	10/04/22	10/07/22	19,243,125.00	4.31	26,950.00	19,937,734.29	19,863,380.68	
FRESB 2022-SB104 ASF	11/01/2022 2.600% 09/01/2027	30329QAA1	AA+	Aaa	11/08/22	11/18/22	23,453,768.16	4.63	55,668.69	23,977,764.18	24,045,239.46	
FHMS KGX1 AFX	12/01/2017 3.000% 10/01/2027	3137FCKD5	AA+	Aaa	01/04/23	01/09/23	66,468,281.25	4.34	176,250.00	67,302,188.31	67,188,551.55	
FHMS K072 A2	01/01/2018 3.444% 12/01/2027	3137FEBQ2	AA+	Aaa	03/28/23	03/31/23	12,499,973.67	4.22	37,089.01	12,568,411.69	12,491,759.88	
FRESB 2023-SB105 A5	05/01/2023 3.740% 04/01/2028	30332AAA1	AA+	Aaa	05/18/23	05/25/23	32,570,674.16	4.31	104,112.56	32,674,683.27	32,222,302.40	
FRESB 2023-SB106 ASF	06/01/2023 3.960% 05/01/2028	35802AAE3	AA+	Aaa	06/22/23	06/29/23	13,574,526.10	4.64	46,158.06	13,617,950.47	13,574,805.85	
FRESB 2023-SB107 ASF	07/01/2023 4.090% 05/01/2028	30332EAA3	AA+	Aaa	07/13/23	07/20/23	24,440,746.89	4.60	85,153.54	24,492,048.52	24,440,746.88	
FHMS K079 AM	08/01/2018 3.930% 06/01/2028	3137FGZU2	AA+	Aaa	04/12/23	04/17/23	11,269,308.59	4.08	37,171.25	11,280,472.63	11,118,231.30	
FRESB 2023-SB108 ASF	08/01/2023 4.250% 06/01/2028	30333AAA0	AA+	Aaa	08/09/23	08/17/23	24,437,995.34	4.75	88,457.67	24,480,135.67	24,733,384.85	
FHMS K505 A2	07/01/2023 4.819% 06/01/2028	3137HACX2	AA+	Aaa	07/13/23	07/20/23	75,749,100.00	4.59	301,187.50	75,679,582.85	76,229,922.00	



Managed Account Detail of Securities Held

For the Month Ending December 31, 2023

SAN BERNARDINO COUNTY - 76990800

Security Type/Description	Dated Date/Coupon/Maturity	CUSIP	S&P Rating	Moody's Rating	Trade Date	Settle Date	Original Cost	YTM at Cost	Accrued Interest	Amortized Cost	Market Value	
Federal Agency Commercial Mortgage-Backed Security												
FHMS K079 A2	DTD 08/01/2018 3.926% 06/01/2028	3137FGZT5	AA+	Aaa	05/24/23	05/30/23	98,417,968.75	4.28	327,166.67	98,604,802.40	98,254,789.00	
FNA 2023-M5 2A2	DTD 07/01/2023 4.500% 07/01/2028	3136BOCS6	AA+	Aaa	07/18/23	07/31/23	9,976,562.50	4.55	37,500.00	9,978,571.06	10,052,899.10	
FNA 2023-M6 A2	DTD 07/01/2023 4.190% 07/01/2028	3136BODE6	AA+	Aaa	07/17/23	07/31/23	24,562,500.00	4.59	87,291.67	24,599,993.04	24,824,188.25	
FHMS KJ47 A1	DTD 09/01/2023 5.272% 08/01/2028	3137HAMN3	AA+	Aaa	09/19/23	09/28/23	10,958,143.56	5.27	48,143.02	10,958,146.16	11,224,852.41	
FRESB 2023-SB110 ASF	DTD 10/01/2023 4.580% 08/01/2028	30333HAA5	AA+	Aaa	10/18/23	10/26/23	19,689,862.65	5.52	78,229.05	19,717,059.25	20,455,274.81	
FRESB 2023-SB109 ASF	DTD 09/01/2023 4.390% 08/01/2028	30333MAA4	AA+	Aaa	09/13/23	09/22/23	24,313,334.97	5.02	91,437.59	24,347,614.25	24,313,820.80	
FHMS K506 A2	DTD 09/01/2023 4.650% 08/01/2028	3137HAMH6	AA+	Aaa	09/07/23	09/14/23	49,260,350.00	4.99	193,750.00	49,300,435.94	50,578,027.00	
FHMS K508 A2	DTD 10/01/2023 4.740% 08/01/2028	3137HAQ74	AA+	Aaa	10/11/23	10/19/23	48,903,200.00	5.26	197,500.00	48,944,069.47	50,755,387.00	
FRESB 2023-SB111 ASF	DTD 11/01/2023 4.710% 09/01/2028	30334CAA5	AA+	Aaa	11/07/23	11/16/23	24,438,798.22	5.24	98,119.07	24,451,688.44	25,062,220.55	
FHMS K507 A2	DTD 09/01/2023 4.800% 09/01/2028	3137HAMS2	AA+	Aaa	09/20/23	09/28/23	49,402,350.00	5.07	200,000.00	49,430,133.22	50,918,597.50	
FHMS K509 A2	DTD 10/01/2023 4.850% 09/01/2028	3137HAST4	AA+	Aaa	10/25/23	10/31/23	72,608,775.00	5.60	303,125.00	72,682,049.11	76,505,232.75	
FHMS K510 A2	DTD 11/01/2023 5.069% 10/01/2028	3137HB3D4	AA+	Aaa	11/14/23	11/21/23	31,907,488.00	5.14	135,173.33	31,909,355.43	32,906,171.20	
FHMS K747 A2	DTD 01/01/2022 2.050% 11/01/2028	3137H5DX2	AA+	Aaa	05/30/23	06/02/23	30,287,890.63	4.32	58,083.33	30,687,425.39	30,634,237.66	
FHMS K512 A2	DTD 12/01/2023 5.000% 11/01/2028	3137HBCF9	AA+	Aaa	12/11/23	12/21/23	38,354,844.00	4.78	158,333.33	38,352,925.80	39,045,407.36	



Managed Account Detail of Securities Held

For the Month Ending December 31, 2023

SAN BERNARDINO COUNTY - 76990800

Security Type/Description	Dated Date/Coupon/Maturity	CUSIP	S&P Rating	Moody's Rating	Trade Date	Settle Date	Original Cost	YTM at Cost	Accrued Interest	Amortized Cost	Market Value
Federal Agency Commercial Mortgage-Backed Security											
FHMS K752 A2	08/01/2023 4.284% 07/01/2030	3137HAGZ3	AA+	Aaa	08/16/23	08/24/23	23,996,275.00	4.98	89,250.00	24,048,406.14	24,846,182.75
FRESB 2023-SB111 A7F	11/01/2023 4.440% 09/01/2030	30334CAB3	AA+	Aaa	11/07/23	11/16/23	14,270,655.00	5.29	55,500.00	14,281,851.31	14,759,806.50
FHMS K753 A2	11/01/2023 4.400% 10/01/2030	3137HB2L7	AA+	Aaa	11/01/23	11/09/23	76,641,054.00	5.54	300,666.67	76,733,651.94	81,958,329.24
Security Type Sub-Total							1,936,392,195.12	3.84	5,874,096.58	1,929,743,838.49	1,916,323,082.84
Federal Agency Bond / Note											
FEDERAL HOME LOAN BANK NOTES	04/17/2023 4.860% 02/01/2024	3130AVQJ4	AA+	Aaa	04/14/23	04/17/23	100,000,000.00	4.87	2,025,000.00	100,000,000.00	99,940,900.00
FEDERAL HOME LOAN BANK NOTES	04/20/2023 4.950% 02/01/2024	3130AVR95	AA+	Aaa	04/17/23	04/20/23	100,000,000.00	4.96	2,062,500.00	100,000,000.00	99,947,900.00
FEDERAL HOME LOAN BANK NOTES	04/18/2023 4.910% 02/01/2024	3130AVR38	AA+	Aaa	04/17/23	04/18/23	100,000,000.00	4.92	2,045,833.33	100,000,000.00	99,944,800.00
FANNIE MAE NOTES	02/08/2019 2.500% 02/05/2024	3135GOV34	AA+	Aaa	02/07/19	02/08/19	99,628,000.00	2.58	1,013,888.89	99,992,857.93	99,722,600.00
FHLB BONDS	02/15/2019 2.500% 02/13/2024	3130AFW94	AA+	Aaa	02/14/19	02/15/19	49,823,000.00	2.58	479,166.67	49,995,827.30	49,827,500.00
FEDERAL HOME LOAN BANK NOTES	03/25/2022 2.125% 02/28/2024	3130ARHG9	AA+	Aaa	03/24/22	03/25/22	29,965,800.00	2.19	217,812.50	29,997,186.38	29,842,170.00
FEDERAL HOME LOAN BANK NOTES	06/05/2023 5.315% 03/01/2024	3130AWCT5	AA+	Aaa	05/31/23	06/05/23	100,000,000.00	5.33	1,771,666.67	100,000,000.00	99,959,700.00
FEDERAL HOME LOAN BANKS NOTES	02/12/2014 3.250% 03/08/2024	3130A0XES	AA+	Aaa	09/26/22	09/27/22	49,164,800.00	4.45	510,069.44	49,894,018.18	49,793,800.00
FHLMC (CALLABLE) NOTES	04/29/2020 0.570% 04/29/2024	3134GVPP7	AA+	Aaa	04/27/20	04/29/20	25,000,000.00	0.57	24,541.67	25,000,000.00	24,616,025.00
FEDERAL FARM CREDIT BANK NOTES	05/16/2022 2.625% 05/16/2024	3133ENWP1	AA+	Aaa	05/10/22	05/16/22	39,946,000.00	2.69	131,250.00	39,989,953.49	39,606,360.00



Managed Account Detail of Securities Held

For the Month Ending December 31, 2023

SAN BERNARDINO COUNTY - 76990800

Security Type/Description	Dated Date/Coupon/Maturity	CUSIP	S&P Rating	Moody's Rating	Trade Date	Settle Date	Original Cost	YTM at Cost	Accrued Interest	Amortized Cost	Market Value	
Federal Agency Bond / Note												
FHLMC (CALLABLE) NOTES DTD 05/20/2020 0.510% 05/20/2024		3134GVUY2	AA+	Aaa	05/12/20	05/20/20	25,000,000.00	0.51	14,520.83	25,000,000.00	24,550,425.00	
FHLMC (CALLABLE) NOTES DTD 05/20/2020 0.500% 05/20/2024		3134GVXC7	AA+	Aaa	05/18/20	05/20/20	25,000,000.00	0.50	14,236.11	25,000,000.00	24,549,500.00	
FEDERAL HOME LOAN BANK NOTES DTD 11/07/2022 4.875% 06/14/2024		3130ATVC8	AA+	Aaa	11/29/22	11/30/22	50,064,000.00	4.78	115,104.17	50,018,790.04	49,914,050.00	
FEDERAL HOME LOAN BANK NOTES DTD 06/10/2022 2.750% 06/28/2024		3130ASDSS	AA+	Aaa	06/09/22	06/10/22	49,884,000.00	2.87	11,458.33	49,972,277.70	49,407,750.00	
FEDERAL HOME LOAN BANK NOTES DTD 12/11/2023 5.315% 07/01/2024		3130AY3J3	AA+	Aaa	12/08/23	12/11/23	100,000,000.00	5.32	295,277.78	100,000,000.00	100,055,700.00	
FANNIE MAE NOTES DTD 07/08/2019 1.750% 07/02/2024		3135GOV75	AA+	Aaa	07/08/19	07/09/19	24,781,000.00	1.94	217,534.72	24,977,979.67	24,579,725.00	
FEDERAL HOME LOAN BANK NOTES DTD 07/08/2022 3.000% 07/08/2024		3130ASME6	AA+	Aaa	07/06/22	07/08/22	24,951,500.00	3.10	360,416.67	24,987,460.33	24,723,050.00	
FEDERAL HOME LOAN BANK NOTES DTD 12/28/2023 5.115% 08/01/2024		3130AYC61	AA+	Aaa	12/27/23	12/28/23	100,000,000.00	5.12	42,625.00	100,000,000.00	99,962,100.00	
FEDERAL HOME LOAN BANK NOTES DTD 08/15/2014 2.875% 09/13/2024		3130A2UW4	AA+	Aaa	09/23/19	09/24/19	26,450,750.00	1.65	215,625.00	25,204,511.01	24,636,050.00	
FEDERAL HOME LOAN BANK NOTES DTD 08/15/2014 2.875% 09/13/2024		3130A2UW4	AA+	Aaa	09/25/19	09/26/19	26,433,325.00	1.67	215,625.00	25,202,277.40	24,636,050.00	
FEDERAL HOME LOAN BANK NOTES (CALLABLE) DTD 06/17/2021 0.405% 09/17/2024		3130AMVF6	AA+	Aaa	03/27/23	03/28/23	22,243,627.90	4.58	27,647.10	22,961,249.08	22,866,538.33	
FEDERAL HOME LOAN BANK NOTES (CALLABLE) DTD 06/23/2021 0.430% 09/23/2024		3130AMVV1	AA+	Aaa	03/27/23	03/28/23	39,142,272.00	4.59	3,975.11	40,400,448.35	40,242,134.40	
FEDERAL FARM CREDIT BANK NOTES DTD 09/26/2022 4.250% 09/26/2024		3133ENP79	AA+	Aaa	09/22/22	09/26/22	49,996,000.00	4.25	560,763.89	49,998,528.04	49,730,150.00	



Managed Account Detail of Securities Held

For the Month Ending December 31, 2023

SAN BERNARDINO COUNTY - 76990800

Security Type/Description	Dated Date/Coupon/Maturity	CUSIP	S&P Rating	Moody's Rating	Trade Date	Settle Date	Original Cost	YTM at Cost	Accrued Interest	Amortized Cost	Market Value
Federal Agency Bond / Note											
FEDERAL HOME LOAN BANK NOTES	DTD 10/28/2022 4.500% 10/03/2024	3130ATT31	AA+	Aaa	10/27/22	10/28/22	74,918,250.00	4.56	825,000.00	74,968,041.08	74,762,625.00
FANNIE MAE NOTES	DTD 10/18/2019 1.625% 10/15/2024	3135G0W66	AA+	Aaa	10/17/19	10/18/19	24,957,250.00	1.66	85,763.89	24,993,250.00	24,372,850.00
FEDERAL FARM CREDIT BANK NOTES	DTD 11/18/2022 4.500% 11/18/2024	3133ENZ94	AA+	Aaa	11/16/22	11/16/22	49,947,000.00	4.56	268,750.00	49,976,717.60	49,838,700.00
FFCB NOTES	DTD 11/18/2021 0.875% 11/18/2024	3133ENEJ5	AA+	Aaa	11/15/21	11/18/21	74,913,750.00	0.91	78,385.42	74,974,660.13	72,452,325.00
FEDERAL HOME LOAN BANK NOTES	DTD 11/06/2014 2.750% 12/13/2024	3130A3GE8	AA+	Aaa	12/04/19	12/05/19	10,515,630.00	1.68	13,750.00	10,097,506.05	9,807,330.00
FEDERAL HOME LOAN BANK NOTES	DTD 11/06/2014 2.750% 12/13/2024	3130A3GE8	AA+	Aaa	12/03/19	12/05/19	26,384,500.00	1.60	34,375.00	25,261,810.08	24,518,325.00
FEDERAL HOME LOAN BANK NOTES	DTD 11/06/2014 2.750% 12/13/2024	3130A3GE8	AA+	Aaa	12/04/19	12/05/19	26,287,500.00	1.68	34,375.00	25,243,467.30	24,518,325.00
FEDERAL HOME LOAN BANK NOTES	DTD 12/22/2021 1.000% 12/20/2024	3130AQF40	AA+	Aaa	07/20/22	07/21/22	23,641,500.00	3.36	7,638.89	24,455,369.20	24,100,650.00
FEDERAL HOME LOAN BANK NOTES	DTD 12/22/2021 1.000% 12/20/2024	3130AQF40	AA+	Aaa	07/20/22	07/21/22	23,665,000.00	3.32	7,638.89	24,464,790.49	24,100,650.00
FFCB NOTES	DTD 01/11/2022 1.125% 01/06/2025	3133ENKS8	AA+	Aaa	01/06/22	01/11/22	37,914,500.00	1.20	207,812.50	37,970,925.30	36,618,054.00
FANNIE MAE NOTES	DTD 01/10/2020 1.625% 01/07/2025	3135G0X24	AA+	Aaa	01/08/20	01/10/20	74,760,750.00	1.69	589,062.50	74,951,205.59	72,631,800.00
FREDDIE MAC NOTES	DTD 02/14/2020 1.500% 02/12/2025	3137EAP0	AA+	Aaa	02/13/20	02/14/20	49,961,500.00	1.52	289,583.33	49,991,392.88	48,274,100.00
FEDERAL FARM CREDIT BANK NOTES	DTD 02/15/2022 1.750% 02/14/2025	3133ENPG9	AA+	Aaa	02/10/22	02/15/22	29,919,900.00	1.84	199,791.67	29,970,008.22	29,039,970.00
FFCB BONDS	DTD 02/21/2023 4.750% 02/21/2025	3133EPBH7	AA+	Aaa	04/12/23	04/13/23	75,747,750.00	4.18	1,286,458.33	75,458,546.69	75,017,175.00



Managed Account Detail of Securities Held

For the Month Ending December 31, 2023

SAN BERNARDINO COUNTY - 76990800

Security Type/Description	Dated Date/Coupon/Maturity	CUSIP	Par	S&P Rating	Moody's Rating	Trade Date	Settle Date	Original Cost	YTM at Cost	Accrued Interest	Amortized Cost	Market Value
Federal Agency Bond / Note												
FEDERAL HOME LOAN BANKS NOTES	DTD 03/03/2023 5.000% 02/28/2025	3130AV7L0	23,000,000.00	AA+	Aaa	03/02/23	03/03/23	22,969,640.00	5.07	392,916.67	22,982,317.80	23,069,138.00
FEDERAL HOME LOAN BANKS NOTES	DTD 02/17/2015 2.375% 03/14/2025	3130A4CH3	25,840,000.00	AA+	Aaa	12/05/19	12/06/19	26,658,094.40	1.74	182,405.28	26,026,143.04	25,168,289.20
FFCB BONDS	DTD 03/28/2023 4.000% 03/28/2025	3133EPER2	50,000,000.00	AA+	Aaa	03/27/23	03/28/23	49,786,400.00	4.23	516,666.67	49,867,924.49	49,637,500.00
FANNIE MAE NOTES	DTD 04/24/2020 0.625% 04/22/2025	3135G03U5	50,000,000.00	AA+	Aaa	04/22/20	04/24/20	49,897,000.00	0.67	59,895.83	49,973,064.14	47,533,150.00
FHLMC (CALLABLE) NOTES	DTD 05/06/2020 0.700% 05/06/2025	3134GVPR3	25,000,000.00	AA+	Aaa	04/27/20	05/06/20	25,000,000.00	0.70	26,736.11	25,000,000.00	23,761,350.00
FEDERAL HOME LOAN BANKS NOTES	DTD 06/12/2023 4.625% 06/06/2025	3130AWER7	41,000,000.00	AA+	Aaa	06/09/23	06/12/23	40,965,970.00	4.67	131,684.03	40,975,498.40	41,057,646.00
FANNIE MAE NOTES	DTD 06/19/2020 0.500% 06/17/2025	3135G04Z3	50,000,000.00	AA+	Aaa	06/17/20	06/19/20	49,896,500.00	0.54	9,722.22	49,969,755.76	47,200,550.00
FREDDIE MAC NOTES	DTD 07/23/2020 0.375% 07/21/2025	3137EAEU9	45,000,000.00	AA+	Aaa	07/21/20	07/23/20	44,775,900.00	0.48	75,000.00	44,930,337.34	42,284,295.00
FANNIE MAE NOTES	DTD 08/27/2020 0.375% 08/25/2025	3135G05X7	50,000,000.00	AA+	Aaa	08/25/20	08/27/20	49,766,000.00	0.47	65,625.00	49,922,769.74	46,820,500.00
FREDDIE MAC (CALLABLE) NOTES	DTD 09/02/2020 0.550% 09/02/2025	3134GWA22	19,900,000.00	AA+	Aaa	09/02/20	09/03/20	19,900,000.00	0.55	36,179.31	19,900,000.00	18,675,493.30
FEDERAL HOME LOAN BANK NOTES	DTD 09/11/2020 0.375% 09/04/2025	3130AK5E2	14,000,000.00	AA+	Aaa	09/10/20	09/11/20	13,958,000.00	0.44	17,062.50	13,985,869.16	13,105,274.00
FREDDIE MAC NOTES	DTD 09/25/2020 0.375% 09/23/2025	3137EAEX3	20,000,000.00	AA+	Aaa	09/23/20	09/25/20	19,939,800.00	0.44	20,416.67	19,979,174.23	18,682,960.00
FANNIE MAE NOTES	DTD 11/12/2020 0.500% 11/07/2025	3135G06G3	45,000,000.00	AA+	Aaa	11/09/20	11/12/20	44,838,900.00	0.57	33,750.00	44,940,195.72	41,956,425.00
FEDERAL HOME LOAN BANK NOTES (CALLABLE)	DTD 02/24/2021 0.750% 02/24/2026	3130ALCV4	58,700,000.00	AA+	Aaa	01/25/23	01/26/23	53,019,014.00	4.13	155,310.42	54,735,934.21	54,304,074.40



Managed Account Detail of Securities Held

For the Month Ending December 31, 2023

SAN BERNARDINO COUNTY - 76990800

Security Type/Description Dated Date/Coupon/Maturity	CUSIP	S&P Rating	Moody's Rating	Trade Date	Settle Date	Original Cost	YTM at Cost	Accrued Interest	Amortized Cost	Market Value
Federal Agency Bond / Note										
FEDERAL HOME LOAN BANK NOTES DTD 03/01/2023 4.500% 03/13/2026	3130AV6J6	AA+	Aaa	04/05/23	04/06/23	51,022,500.00	3.76	675,000.00	50,764,967.35	50,267,350.00
FEDERAL HOME LOAN BANKS NOTES DTD 05/10/2019 2.500% 06/12/2026	3130AGFP5	AA+	Aaa	04/10/23	04/11/23	47,420,499.46	3.95	65,358.68	47,904,387.75	47,585,847.29
FEDERAL HOME LOAN BANK (CALLABLE) NOTES	3130ANXZ8	AA+	Aaa	04/24/23	04/25/23	45,152,500.00	4.19	2,500.00	46,200,495.26	45,976,850.00
DTD 09/29/2021 0.900% 06/29/2026										
FFCB BONDS DTD 08/14/2023 4.500% 08/14/2026	3133EPSW6	AA+	Aaa	08/09/23	08/14/23	49,885,000.00	4.57	856,250.00	49,899,689.78	50,439,600.00
FEDERAL HOME LOAN BANK NOTES (CALLABLE)	3130APAZ8	AA+	Aaa	04/26/23	04/27/23	45,375,000.00	3.94	130,180.56	46,294,828.27	45,811,050.00
DTD 09/23/2021 1.030% 09/30/2026										
FEDERAL HOME LOAN BANK NOTES (CALLABLE)	3130APJ55	AA+	Aaa	02/06/23	02/07/23	31,226,937.00	4.24	78,473.96	32,083,329.53	31,996,327.56
DTD 10/26/2021 1.250% 10/26/2026										
FEDERAL HOME LOAN BANK NOTES (CALLABLE)	3130APJ55	AA+	Aaa	01/23/23	01/24/23	44,101,057.50	4.12	110,454.86	45,308,146.00	45,035,958.32
DTD 10/26/2021 1.250% 10/26/2026										
FEDERAL HOME LOAN BANK NOTES (CALLABLE)	3130APVJ1	AA+	Aaa	02/13/23	02/14/23	45,055,000.00	4.37	79,166.67	46,206,919.45	46,251,950.00
DTD 11/23/2021 1.500% 11/23/2026										
FANNIE MAE NOTES (CALLABLE)	3135G06L2	AA+	Aaa	12/08/22	12/09/22	39,102,150.00	4.18	14,060.76	40,526,888.64	40,356,293.50
DTD 12/18/2020 0.875% 12/18/2026										
FEDERAL HOME LOAN BANK NOTES DTD 12/22/2021 1.250% 12/21/2026	3130AQF65	AA+	Aaa	11/30/22	12/01/22	44,534,000.00	4.21	17,361.11	45,995,536.80	46,053,300.00
FEDERAL HOME LOAN BANK NOTES (CALLABLE)	3130AKK88	AA+	Aaa	04/03/23	04/04/23	35,003,322.85	4.11	663.42	35,959,440.12	35,763,120.69
DTD 12/30/2020 0.600% 12/30/2026										



Managed Account Detail of Securities Held

For the Month Ending December 31, 2023

SAN BERNARDINO COUNTY - 76990800

Security Type/Description Dated Date/Coupon/Maturity	CUSIP	S&P Rating	Moody's Rating	Trade Date	Settle Date	Original Cost	YTM at Cost	Accrued Interest	Amortized Cost	Market Value
Federal Agency Bond / Note										
FEDERAL HOME LOAN BANK NOTES (CALLABLE) DTD 02/26/2021 1.000% 02/26/2027	3130ALDA9	AA+	Aaa	01/31/23	02/01/23	19,931,625.00	4.07	78,125.00	20,508,904.44	20,352,982.50
FEDERAL HOME LOAN BANK NOTES (CALLABLE) DTD 02/26/2021 1.115% 02/26/2027	3130ALGL2	AA+	Aaa	01/24/23	01/25/23	22,305,500.00	4.00	96,788.20	22,920,921.63	22,752,400.00
FHLB NOTES (CALLABLE) DTD 02/26/2021 0.920% 02/26/2027	3130ALCE2	AA+	Aaa	02/03/23	02/06/23	22,095,000.00	4.06	79,861.11	22,740,337.61	22,556,500.00
FEDERAL HOME LOAN BANK NOTES (CALLABLE) DTD 02/26/2021 1.115% 02/26/2027	3130ALGL2	AA+	Aaa	01/31/23	02/01/23	22,673,288.00	4.11	98,762.67	23,310,880.06	23,216,548.96
FEDERAL HOME LOAN BANK NOTES (CALLABLE) DTD 02/26/2021 0.900% 02/26/2027	3130AL5A8	AA+	Aaa	01/05/23	01/06/23	32,493,120.00	4.40	116,875.00	33,661,424.76	33,722,832.00
FEDERAL FARM CREDIT BANK NOTES DTD 01/06/2023 4.000% 01/06/2028	3133EN5N6	AA+	Aaa	01/03/23	01/06/23	49,915,000.00	4.04	972,222.22	49,931,757.94	50,073,050.00
FEDERAL HOME LOAN BANKS NOTES DTD 07/14/2023 4.000% 06/30/2028	3130AWN63	AA+	Aaa	07/13/23	07/14/23	14,960,100.00	4.06	1,666.67	14,963,863.32	15,048,900.00
FFCB NOTES (CALLABLE) DTD 09/20/2021 1.300% 09/20/2028	3133EM5P3	AA+	Aaa	04/10/23	04/11/23	29,326,035.40	3.95	122,736.32	29,902,395.69	29,558,570.72
FANNIE MAE NOTES (CALLABLE) DTD 09/25/2020 0.810% 09/25/2028	3136G43D3	AA+	Aaa	04/03/23	04/04/23	21,244,500.00	3.88	54,000.00	21,754,992.75	21,430,100.00
Security Type Sub-Total						3,085,202,208.51	3.41	21,678,802.22	3,101,400,146.69	3,060,614,033.17
Corporate Note										
JOHN DEERE CAPITAL CORP CORPORATE NOTES DTD 01/10/2022 0.900% 01/10/2024	24422EVX4	A	A2	01/04/22	01/10/22	2,999,520.00	0.91	12,825.00	2,999,994.08	2,996,403.00



Managed Account Detail of Securities Held

For the Month Ending December 31, 2023

SAN BERNARDINO COUNTY - 76990800

Security Type/Description	Dated Date/Coupon/Maturity	CUSIP	S&P Rating	Moody's Rating	Trade Date	Settle Date	Original Cost	YTM at Cost	Accrued Interest	Amortized Cost	Market Value
Corporate Note											
BANK OF NY MELLON CORP NOTES (CALLABLE)	02/04/2024	06406HCS6	A	A1	11/18/21	11/22/21	7,363,010.52	0.96	103,688.29	6,959,098.25	6,933,756.66
DTD 02/04/2014 3.650% 02/04/2024											
TOYOTA MOTOR CREDIT CORP CORPORATE NOTES		89236TJX4	A+	A1	03/18/22	03/22/22	19,987,600.00	2.53	137,500.00	19,998,625.99	19,859,980.00
DTD 03/22/2022 2.500% 03/22/2024											
AMAZON.COM INC CORPORATE NOTES		023135CD6	AA	A1	04/11/22	04/13/22	50,000,000.00	2.73	295,750.00	50,000,000.00	49,614,800.00
DTD 04/13/2022 2.730% 04/13/2024											
BANK ON NY MELLON CORP FLT NOTES (CALLAB)		06406RAT4	A	A1	04/19/21	04/26/21	15,000,000.00	0.27	155,820.82	15,000,000.00	14,994,900.00
DTD 04/26/2021 5.580% 04/26/2024											
BANK OF NY MELLON CORP NOTES (CALLABLE)		06406RAS6	A	A1	04/19/21	04/26/21	34,962,550.00	0.54	31,597.22	34,996,036.31	34,440,875.00
DTD 04/26/2021 0.500% 04/26/2024											
JOHN DEERE CAPITAL CORP CORPORATE NOTES		24422EVQ9	A	A2	06/07/21	06/10/21	29,962,500.00	0.49	9,000.00	29,994,579.14	29,362,260.00
DTD 06/10/2021 0.450% 06/07/2024											
TOYOTA MOTOR CREDIT CORP CORPORATE NOTES		89236TJH9	A+	A1	06/15/21	06/18/21	14,982,150.00	0.54	2,708.33	14,997,247.58	14,653,185.00
DTD 06/18/2021 0.500% 06/18/2024											
TOTOTA MOTOR CREDIT CORP NOTE (FLOAT)		89236TJJ5	A+	A1	06/15/21	06/18/21	20,000,000.00	0.27	43,494.44	20,000,000.00	19,985,140.00
DTD 06/18/2021 5.580% 06/18/2024											
JOHN DEERE CAPITAL CORP CORPORATE NOTES		24422EVU0	A	A2	09/07/21	09/10/21	14,990,250.00	0.65	28,906.25	14,997,749.32	14,532,660.00
DTD 09/10/2021 0.625% 09/10/2024											
TOYOTA MOTOR CREDIT CORP CORPORATE NOTES		89236TJN6	A+	A1	09/08/21	09/13/21	39,981,200.00	0.64	75,000.00	39,995,608.76	38,735,720.00
DTD 09/13/2021 0.625% 09/13/2024											



Managed Account Detail of Securities Held

For the Month Ending December 31, 2023

SAN BERNARDINO COUNTY - 76990800

Security Type/Description	Dated Date/Coupon/Maturity	CUSIP	S&P Rating	Moody's Rating	Trade Date	Settle Date	Original Cost	YTM at Cost	Accrued Interest	Amortized Cost	Market Value	
Corporate Note												
JOHN DEERE CAPITAL CORP CORPORATE NOTES	10/11/2024 4.550%	24422EWM7	A	A2	10/05/22	10/11/22	14,990,400.00	4.58	151,666.67	14,996,270.31	14,934,375.00	
BANK OF NY MELLON CORP (CALLABLE) CORP												
DTD 10/25/2021 0.850%	10/25/2024	0640GRAX5	A	A1	10/20/21	10/25/21	49,967,500.00	0.87	77,916.67	49,991,163.32	48,273,500.00	
BANK OF NY MELLON CORP FLT NOTES (CALLAB												
DTD 10/25/2021 5.520%	10/25/2024	0640GRAY3	A	A1	10/20/21	10/25/21	50,000,000.00	0.25	521,458.35	50,000,000.00	49,873,700.00	
AMAZON.COM INC CORPORATE NOTES												
DTD 12/01/2022 4.700%	11/29/2024	023135CM6	AA	A1	11/29/22	12/01/22	24,983,250.00	4.74	104,444.44	24,992,348.77	24,903,075.00	
JOHN DEERE CAPITAL CORP CORPORATE NOTES												
DTD 01/10/2022 1.250%	01/10/2025	24422EVV2	A	A2	01/04/22	01/10/22	9,995,300.00	1.27	59,375.00	9,998,391.88	9,647,110.00	
TOYOTA MOTOR CREDIT CORP CORPORATE NOTES												
DTD 01/12/2023 4.800%	01/10/2025	89236TKN4	A+	A1	01/09/23	01/12/23	14,993,550.00	4.82	342,000.00	14,996,682.10	14,974,050.00	
JOHN DEERE CAPITAL CORP CORPORATE NOTES												
DTD 03/07/2022 2.125%	03/07/2025	24422EWB1	A	A2	03/02/22	03/07/22	6,996,990.00	2.14	47,104.17	6,998,816.32	6,785,408.00	
AMAZON.COM INC CORPORATE NOTES												
DTD 04/13/2022 3.000%	04/13/2025	023135CE4	AA	A1	04/11/22	04/13/22	49,920,500.00	3.06	325,000.00	49,966,052.92	48,921,050.00	
BANK OF NY MELLON CORP (CALLABLE) CORP N												
DTD 04/26/2022 3.350%	04/25/2025	0640GRBC0	A	A1	04/19/22	04/26/22	49,993,000.00	3.36	307,083.33	49,996,931.51	48,962,450.00	
JOHN DEERE CAPITAL CORP CORPORATE NOTES												
DTD 06/08/2023 4.950%	06/06/2025	24422EWW5	A	A2	06/05/23	06/08/23	4,997,200.00	4.98	17,187.50	4,997,995.06	5,020,220.00	



Managed Account Detail of Securities Held

For the Month Ending December 31, 2023

SAN BERNARDINO COUNTY - 76990800

Security Type/Description	Dated Date/Coupon/Maturity	CUSIP	S&P Rating	Moody's Rating	Trade Date	Settle Date	Original Cost	YTM at Cost	Accrued Interest	Amortized Cost	Market Value
Corporate Note											
BANK OF NY MELLON CORP CORP NOTES (CALLA)	DTD 06/13/2022 3.430% 06/13/2025	06406RBF3	A	A1	06/08/22	06/13/22	20,000,000.00	3.43	34,300.00	20,000,000.00	19,806,040.00
MET TOWER GLOBAL FUNDING NOTES	DTD 06/13/2022 3.700% 06/13/2025	58989V2E3	AA-	Aa3	06/06/22	06/13/22	34,965,700.00	3.73	64,750.00	34,983,444.62	34,406,260.00
TOYOTA MOTOR CREDIT CORP CORPORATE NOTES	DTD 06/30/2022 3.950% 06/30/2025	89236TKC8	A+	A1	06/27/22	06/30/22	14,985,750.00	3.98	1,645.83	14,992,901.00	14,810,055.00
JOHN DEERE CAPITAL CORP CORPORATE NOTES	DTD 09/08/2022 4.050% 09/08/2025	24422EWJ4	A	A2	09/06/22	09/08/22	6,996,500.00	4.07	88,987.50	6,998,032.85	6,935,173.00
WALMART INC CORPORATE NOTES	DTD 09/09/2022 3.900% 09/09/2025	931142EW9	AA	Aa2	09/06/22	09/09/22	4,996,500.00	3.93	60,666.67	4,998,029.65	4,952,885.00
NESTLE HOLDINGS INC CORP NOTE	DTD 09/13/2022 4.000% 09/12/2025	641062BA1	AA-	Aa3	09/06/22	09/13/22	4,998,350.00	4.01	60,555.56	4,999,065.75	4,949,810.00
TOYOTA MOTOR CREDIT CORP CORP NOTES	DTD 11/10/2022 5.400% 11/10/2025	89236TKK0	A+	A1	11/07/22	11/10/22	24,970,500.00	5.44	191,250.00	24,981,724.00	25,396,500.00
BANK OF NY MELLON (CALLABLE) NOTES	DTD 11/22/2022 5.224% 11/21/2025	06405LAC5	AA-	Aa2	11/15/22	11/22/22	5,000,000.00	5.22	29,022.22	5,000,000.00	4,999,455.00
AMAZON.COM INC CORPORATE NOTES	DTD 12/01/2022 4.600% 12/01/2025	023135CN4	AA	A1	11/29/22	12/01/22	24,998,500.00	4.60	95,833.33	24,999,041.97	25,060,725.00
MET LIFE GLOB FUNDING I NOTES	DTD 01/06/2023 5.000% 01/06/2026	592179KD6	AA-	Aa3	01/03/23	01/06/23	15,000,000.00	5.00	364,583.33	15,000,000.00	15,068,325.00
JOHN DEERE CAPITAL CORP CORPORATE NOTES	DTD 01/09/2023 4.800% 01/09/2026	24422EWPO	A	A2	01/03/23	01/09/23	14,992,950.00	4.82	344,000.00	14,995,246.40	15,078,795.00
PROCTER & GAMBLE CO/THE CORPORATE NOTES	DTD 01/26/2023 4.100% 01/26/2026	742718FY0	AA-	Aa3	01/23/23	01/26/23	9,993,300.00	4.12	176,527.78	9,995,378.47	9,938,890.00



Managed Account Detail of Securities Held

For the Month Ending December 31, 2023

SAN BERNARDINO COUNTY - 76990800

Security Type/Description Dated Date/Coupon/Maturity	CUSIP	S&P Rating	Moody's Rating	Trade Date	Settle Date	Original Cost	YTM at Cost	Accrued Interest	Amortized Cost	Market Value
Corporate Note										
WALMART INC CORPORATE NOTES (CALLABLE) DTD 04/18/2023 4.000% 04/15/2026	931142FA6	AA	Aa2	04/12/23	04/18/23	14,993,400.00	4.02	126,666.67	14,994,957.91	14,910,540.00
APPLE INC CORP NOTES (CALLABLE) DTD 05/10/2023 4.421% 05/08/2026	037833E55	AA+	Aaa	05/08/23	05/10/23	30,000,000.00	4.42	195,260.83	30,000,000.00	30,007,200.00
TOYOTA MOTOR CREDIT CORP CORP NOTES DTD 05/18/2023 4.450% 05/18/2026	89236TKT1	A+	A1	05/15/23	05/18/23	24,985,500.00	4.47	132,881.94	24,988,516.42	24,937,275.00
JOHN DEERE CAPITAL CORP CORPORATE NOTES DTD 06/08/2023 4.750% 06/08/2026	24422EWX3	A	A2	06/05/23	06/08/23	4,997,100.00	4.77	15,173.61	4,997,647.72	5,035,635.00
WELLS FARGO CORP NOTES (CALLABLE) DTD 12/11/2023 5.254% 12/11/2026	94988J6F9	A+	Aa2	12/04/23	12/11/23	40,000,000.00	5.25	116,755.56	40,000,000.00	40,509,080.00
Security Type Sub-Total						823,940,520.52	2.81	4,948,387.31	823,797,578.38	815,207,260.66
Commercial Paper										
TOYOTA MOTOR CREDIT CORP COMM PAPER DTD 09/05/2023 0.000% 01/03/2024	89233GA30	A-1+	P-1	09/05/23	09/05/23	49,081,666.67	5.61	0.00	49,984,694.44	49,962,350.00
MICROSOFT CORP COMM PAPER DTD 12/01/2023 0.000% 01/03/2024	59515MA39	A-1+	P-1	12/01/23	12/05/23	49,786,125.00	5.33	0.00	49,985,250.00	49,962,450.00
CHARTA LLC COMM PAPER DTD 09/27/2023 0.000% 01/08/2024	16115VA82	A-1	P-1	09/27/23	09/27/23	49,211,763.89	5.60	0.00	49,946,430.56	49,924,350.00
JUPITER SECURITIZATION COMPANY COMM PAPE DTD 07/12/2023 0.000% 01/10/2024	4820P2AA3	A-1	P-1	07/12/23	07/13/23	48,592,222.22	5.76	0.00	49,930,000.00	49,908,300.00
CRC FUNDING LLC COMM PAPER DTD 09/26/2023 0.000% 01/19/2024	12619TAK0	A-1	P-1	09/26/23	09/27/23	24,563,791.67	5.61	0.00	24,931,125.00	24,920,750.00



Managed Account Detail of Securities Held

For the Month Ending December 31, 2023

SAN BERNARDINO COUNTY - 76990800

Security Type/Description	S&P Rating	Moody's Rating	Trade Date	Settle Date	Original Cost	YTM at Cost	Accrued Interest	Amortized Cost	Market Value
Dated Date/Coupon/Maturity	Par	Rating	Rating	Date	Cost	at Cost	Interest	Cost	Value
CUSIP	Rating	Rating	Date	Date	Cost	at Cost	Interest	Cost	Value
Commercial Paper									
TOYOTA MOTOR CREDIT CORP COMM PAPER	50,000,000.00	A-1+	P-1	09/05/23	09/05/23	48,957,333.33	5.64	49,862,000.00	49,841,850.00
DTD 09/05/2023 0.000% 01/19/2024									
JUPITER SEC CO LLC	50,000,000.00	A-1	P-1	11/29/23	11/30/23	49,622,222.22	5.48	49,864,000.00	49,839,100.00
DTD 11/29/2023 0.000% 01/19/2024									
BOFA SECURITIES INC COMM PAPER (FLOAT)	50,000,000.00	A-1	NR	08/02/23	08/03/23	48,569,041.67	5.80	49,749,777.78	49,731,050.00
DTD 08/02/2023 0.000% 02/02/2024									
MICROSOFT CORP COMM PAPER	50,000,000.00	A-1+	P-1	11/27/23	11/28/23	49,476,375.00	5.37	49,727,125.00	49,699,250.00
DTD 11/27/2023 0.000% 02/07/2024									
CHARIOT FUNDING LLC COMM PAPER	50,000,000.00	A-1	P-1	12/18/23	12/19/23	49,518,222.22	5.47	49,616,083.33	49,584,550.00
DTD 12/19/2023 0.000% 02/21/2024									
JP MORGAN SECURITIES LLC COMM PAPER	50,000,000.00	A-1	P-1	06/06/23	06/07/23	47,993,722.22	5.62	49,550,833.33	49,513,950.00
DTD 06/06/2023 0.000% 03/01/2024									
MICROSOFT CORP COMM PAPER	50,000,000.00	A-1+	P-1	11/16/23	11/16/23	49,215,305.56	5.42	49,555,833.34	49,525,800.00
DTD 11/16/2023 0.000% 03/01/2024									
MICROSOFT CORP COMM PAPER	50,000,000.00	A-1+	P-1	11/16/23	11/17/23	49,199,000.00	5.43	49,532,750.00	49,503,150.00
DTD 11/16/2023 0.000% 03/04/2024									
METLIFE SHORT TERM FUND COMM PAPER	48,580,000.00	A-1+	P-1	11/28/23	11/30/23	47,886,925.33	5.43	48,117,950.22	48,087,495.96
DTD 11/28/2023 0.000% 03/05/2024									
CRC FUNDING LLC COMM PAPER	50,000,000.00	A-1	P-1	11/02/23	11/02/23	49,028,750.00	5.66	49,491,250.00	49,478,950.00
DTD 11/02/2023 0.000% 03/07/2024									
JOHN DEERE CAPITAL CORP COMM PAPER	50,000,000.00	A-1	P-1	12/04/23	12/05/23	49,305,083.33	5.46	49,506,833.33	49,477,250.00
DTD 12/04/2023 0.000% 03/07/2024									
METLIFE SHORT TERM FUND COMM PAPER	50,000,000.00	A-1+	P-1	11/28/23	11/30/23	49,172,125.00	5.46	49,410,791.67	49,380,200.00
DTD 11/28/2023 0.000% 03/20/2024									
MICROSOFT CORP COMM PAPER	50,000,000.00	A-1+	P-1	12/05/23	12/06/23	49,132,250.00	5.43	49,325,083.33	49,295,400.00
DTD 12/06/2023 0.000% 04/01/2024									



Managed Account Detail of Securities Held

For the Month Ending December 31, 2023

SAN BERNARDINO COUNTY - 76990800

Security Type/Description	Dated Date/Coupon/Maturity	CUSIP	S&P Rating	Moody's Rating	Trade Date	Settle Date	Original Cost	YTM at Cost	Accrued Interest	Amortized Cost	Market Value
Commercial Paper											
MICROSOFT CORP COMM PAPER	59515MDJ1	59515MDJ1	A-1+	P-1	11/27/23	11/28/23	48,948,805.56	5.44	0.00	49,200,500.00	49,167,300.00
DTD 11/27/2023 0.000% 04/18/2024											
CRC FUNDING LLC COMM PAPER	12619TDJ0	12619TDJ0	A-1	P-1	11/30/23	12/01/23	48,945,916.67	5.58	0.00	49,181,000.00	49,161,250.00
DTD 11/30/2023 0.000% 04/18/2024											
METLIFE SHORT TERM FUND COMM PAPER	59157TDJ9	59157TDJ9	A-1+	P-1	12/06/23	12/08/23	49,022,833.33	5.44	0.00	49,200,500.00	49,162,550.00
DTD 12/08/2023 0.000% 04/18/2024											
CAFCO LLC COMM PAPER	1247P2DJ0	1247P2DJ0	A-1	P-1	12/13/23	12/14/23	49,049,750.00	5.54	0.00	49,185,500.00	49,149,050.00
DTD 12/14/2023 0.000% 04/18/2024											
TOYOTA MOTOR CREDIT CORP COMM PAPER	89233GE10	89233GE10	A-1+	P-1	11/01/23	11/02/23	48,604,791.67	5.71	0.00	49,067,291.67	49,074,600.00
DTD 11/01/2023 0.000% 05/01/2024											
MICROSOFT CORP COMM PAPER	59515ME19	59515ME19	A-1+	P-1	11/27/23	11/28/23	48,850,416.67	5.47	0.00	49,102,583.34	49,074,500.00
DTD 11/27/2023 0.000% 05/01/2024											
METLIFE SHORT TERM FUNDING COMM PAPER	59157TE25	59157TE25	A-1+	P-1	11/27/23	11/29/23	48,837,500.00	5.53	0.00	49,085,000.00	49,057,750.00
DTD 11/27/2023 0.000% 05/02/2024											
BOFA SECURITIES INC COMM PAPER	06054NJ36	06054NJ36	A-1	NR	12/08/23	12/08/23	47,986,250.00	5.60	0.00	48,165,250.00	48,130,800.00
DTD 12/08/2023 0.000% 09/03/2024											
Security Type Sub-Total							1,248,558,189.23	5.53	0.00	1,260,275,436.34	1,259,613,995.96
Certificate of Deposit											
WELLS FARGO BANK NA CERT DEPOS	95001KJV7	95001KJV7	A-1	P-1	04/06/23	04/10/23	100,000,000.00	5.05	3,731,388.89	100,000,000.00	99,991,226.40
DTD 04/10/2023 5.050% 01/03/2024											
WELLS FARGO BANK NA CERT DEPOS	95001KJW5	95001KJW5	A-1	P-1	04/06/23	04/10/23	100,000,000.00	5.00	3,694,444.44	100,000,000.00	99,934,145.60
DTD 04/10/2023 5.000% 02/01/2024											
Security Type Sub-Total							200,000,000.00	5.03	7,425,833.33	200,000,000.00	199,925,372.00
Bank Note											



Managed Account Detail of Securities Held

For the Month Ending December 31, 2023

SAN BERNARDINO COUNTY - 76990800

Security Type/Description	Dated Date/Coupon/Maturity	CUSIP	S&P Rating	Moody's Rating	Trade Date	Settle Date	Original Cost	YTM at Cost	Accrued Interest	Amortized Cost	Market Value	
Bank Note												
WELLS FARGO BANK NA BANK NOTES (CALLABLE)	DTD 08/09/2023 5.550% 08/01/2025	949881688	A+	Aa2	08/02/23	08/09/23	9,992,800.00	5.59	218,916.67	9,994,243.98	10,100,920.00	
WELLS FARGO BANK NA BANK NOTES (CALLABLE)	DTD 08/09/2023 5.450% 08/07/2026	9498816D4	A+	Aa2	08/02/23	08/09/23	9,999,200.00	5.45	214,972.22	9,999,306.03	10,165,990.00	
Security Type Sub-Total												
							20,000,000.00	5.52	433,888.89	19,993,550.01	20,266,910.00	
Asset-Backed Security												
MBALT 2021-B A3	DTD 06/29/2021 0.400% 11/15/2024	58769KAD6	AAA	NR	06/22/21	06/29/21	1,487,276.25	0.40	264.42	1,487,359.54	1,482,869.57	
TAOT 2022-B A2A	DTD 04/13/2022 2.350% 01/15/2025	89238FAB9	AAA	Aaa	04/07/22	04/13/22	296,083.07	2.35	309.26	296,091.11	295,798.85	
BMWLT 2023-1 A2	DTD 02/15/2023 5.270% 02/25/2025	05593AAB5	AAA	Aaa	02/07/23	02/15/23	2,595,699.52	5.27	2,280.04	2,595,773.96	2,593,961.85	
BMWLT 2022-1 A3	DTD 01/19/2022 1.100% 03/25/2025	05601XAC3	AAA	NR	01/11/22	01/19/22	2,144,705.01	1.10	393.25	2,144,901.67	2,134,011.20	
HART 2022-B A2A	DTD 07/20/2022 3.640% 05/15/2025	44918MAB6	AAA	NR	07/12/22	07/20/22	2,449,878.17	3.64	3,963.56	2,449,942.09	2,441,853.68	
JDOT 2022-B A2	DTD 07/20/2022 3.730% 06/16/2025	47800AAB6	NR	Aaa	07/12/22	07/20/22	3,188,217.25	3.73	5,285.92	3,188,385.77	3,178,847.05	
HAROT 2021-2 A3	DTD 05/26/2021 0.330% 08/15/2025	43811JAC1	AAA	Aaa	01/31/22	02/02/22	3,309,876.58	0.68	491.40	3,331,829.40	3,285,627.95	
HAROT 2021-2 A3	DTD 05/26/2021 0.330% 08/15/2025	43811JAC1	AAA	Aaa	05/18/21	05/26/21	6,365,603.71	0.33	933.66	6,365,756.66	6,242,693.12	
JDOT 2022-C A2	DTD 10/19/2022 4.980% 08/15/2025	47800BAB4	NR	Aaa	10/12/22	10/19/22	16,868,749.59	4.98	37,337.50	16,869,006.74	16,843,427.01	
TLOT 2023-A A2	DTD 04/18/2023 5.300% 08/20/2025	89239MAB3	AAA	Aaa	04/11/23	04/18/23	4,671,926.77	5.30	7,566.22	4,671,981.47	4,663,245.06	



Managed Account Detail of Securities Held

For the Month Ending December 31, 2023

SAN BERNARDINO COUNTY - 76990800

Security Type/Description	Dated Date/Coupon/Maturity	CUSIP	S&P Rating	Moody's Rating	Trade Date	Settle Date	Original Cost	YTM at Cost	Accrued Interest	Amortized Cost	Market Value
Asset-Backed Security											
BMWLT 2023-2 A2	10/11/2023 5.950% 08/25/2025	055979AB4	AAA	NR	10/03/23	10/11/23	3,499,804.35	5.95	3,470.83	3,499,826.67	3,509,168.60
MBART 2022-1 A2	11/22/2022 5.260% 10/15/2025	58768PAB0	AAA	Aaa	11/15/22	11/22/22	5,147,767.80	5.26	12,035.11	5,147,893.72	5,143,158.70
HAROT 2023-1 A2	02/24/2023 5.220% 10/21/2025	43815IAB9	NR	Aaa	02/16/23	02/24/23	4,728,927.64	5.22	6,857.36	4,729,018.77	4,720,704.01
TAOT 2021-B A3	06/14/2021 0.260% 11/17/2025	89190GAC1	AAA	NR	06/08/21	06/14/21	15,068,858.86	0.26	1,741.48	15,069,793.37	14,729,233.49
MBALT 2023-A A2	05/24/2023 5.240% 11/17/2025	58768RAB6	AAA	Aaa	05/11/23	05/24/23	18,708,768.17	5.24	43,571.15	18,708,821.69	18,677,254.76
HART 2022-C A2A	11/09/2022 5.350% 11/17/2025	44933DAB7	AAA	NR	11/01/22	11/09/22	19,801,945.56	5.35	47,087.54	19,802,409.68	19,780,956.18
BMWLT 2023-1 A3	02/15/2023 5.160% 11/25/2025	05593AAC3	AAA	Aaa	02/07/23	02/15/23	6,149,853.63	5.16	5,289.00	6,149,899.82	6,141,645.84
HART 2023-A A2A	04/12/2023 5.190% 12/15/2025	448979AB0	AAA	NR	04/04/23	04/12/23	9,892,167.81	5.19	22,819.25	9,892,322.16	9,874,925.75
MBART 2023-1 A2	01/25/2023 5.090% 01/15/2026	58770AAB9	AAA	NR	01/18/23	01/25/23	1,980,632.68	5.09	4,480.79	1,980,654.14	1,976,799.62
TAOT 2023-A A2	01/30/2023 5.050% 01/15/2026	891940AB4	AAA	NR	01/24/23	01/30/23	4,851,480.13	5.05	10,889.32	4,851,541.06	4,842,279.91
TAOT 2021-C A3	09/27/2021 0.430% 01/15/2026	89239BAC5	AAA	Aaa	09/21/21	09/27/21	7,061,094.22	0.43	1,349.56	7,061,390.13	6,876,093.63
HART 2021-B A3	07/28/2021 0.380% 01/15/2026	44934KAC8	AAA	NR	07/20/21	07/28/21	7,856,999.97	0.39	1,327.25	7,857,942.64	7,691,621.56
TAOT 2022-D A2A	11/08/2022 5.270% 01/15/2026	89239HAB4	NR	Aaa	11/01/22	11/08/22	14,436,571.11	5.27	33,814.03	14,436,628.79	14,416,914.05
HAROT 2021-4 A3	11/24/2021 0.880% 01/21/2026	43815GAC3	NR	Aaa	11/16/21	11/24/21	5,397,142.00	0.89	1,319.58	5,397,717.35	5,237,380.45



Managed Account Detail of Securities Held

For the Month Ending December 31, 2023

SAN BERNARDINO COUNTY - 76990800

Security Type/Description	Dated Date/Coupon/Maturity	CUSIP	S&P Rating	Moody's Rating	Trade Date	Settle Date	Original Cost	YTM at Cost	Accrued Interest	Amortized Cost	Market Value	
Asset-Backed Security												
JDOT 2021-B A3	07/21/2021 0.520% 03/16/2026	477890AC4	NR	Aaa	07/13/21	07/21/21	8,224,893.59	0.52	1,901.03	8,225,279.67	8,011,188.50	
DTD 07/21/2021												
JDOT 2023-A A2	03/02/2023 5.280% 03/16/2026	47800CAB2	NR	Aaa	02/22/23	03/02/23	20,305,674.47	5.28	47,652.32	20,305,870.32	20,265,238.36	
DTD 03/02/2023												
HAROT 2023-3 A2	08/22/2023 5.710% 03/18/2026	43815QAB3	AAA	NR	08/15/23	08/22/23	6,999,337.10	5.71	14,433.61	6,999,430.29	7,013,702.50	
DTD 08/22/2023												
TAOT 2021-D A3	11/15/2021 0.710% 04/15/2026	89238JAC9	AAA	NR	11/09/21	11/15/21	4,951,781.56	0.71	1,562.60	4,951,832.40	4,806,728.40	
DTD 11/15/2021												
HAROT 2023-2 A2	05/30/2023 5.410% 04/15/2026	43792TAB2	AAA	Aaa	05/23/23	05/30/23	5,499,670.55	5.41	13,224.44	5,499,738.26	5,499,023.75	
DTD 05/30/2023												
TLOT 2023-A A3	04/18/2023 4.930% 04/20/2026	89239MAC1	AAA	Aaa	04/11/23	04/18/23	13,997,558.40	4.94	21,089.44	13,998,132.11	13,973,218.00	
DTD 04/18/2023												
BMWOT 2023-A A2A	07/18/2023 5.720% 04/27/2026	05592XAB6	AAA	NR	07/11/23	07/18/23	2,999,864.40	5.72	2,860.00	2,999,886.73	3,004,283.70	
DTD 07/18/2023												
HART 2021-C A3	11/17/2021 0.740% 05/15/2026	44935FAD6	AAA	NR	11/09/21	11/17/21	3,796,979.77	0.75	1,249.06	3,797,380.35	3,696,449.75	
DTD 11/17/2021												
HART 2023-B A2A	07/19/2023 5.770% 05/15/2026	44933XAB3	AAA	NR	07/11/23	07/19/23	4,999,901.50	5.77	12,822.22	4,999,917.36	5,009,711.50	
DTD 07/19/2023												
TAOT 2023-B A2A	05/23/2023 5.280% 05/15/2026	891941AB2	NR	Aaa	05/16/23	05/23/23	5,683,863.15	5.28	13,338.44	5,683,890.06	5,675,103.55	
DTD 05/23/2023												
TAOT 2022-A A3	01/31/2022 1.230% 06/15/2026	89239KAC5	NR	Aaa	01/25/22	01/31/22	3,498,686.88	1.23	1,912.94	3,498,947.79	3,402,289.37	
DTD 01/31/2022												
JDOT 2023-B A2	06/28/2023 5.590% 06/15/2026	477920AB8	NR	Aaa	06/21/23	06/28/23	4,999,704.50	5.59	12,422.22	4,999,755.52	5,002,564.50	
DTD 06/28/2023												
MBART 2021-1 A3	09/22/2021 0.460% 06/15/2026	58772WAC7	AAA	Aaa	09/15/21	09/22/21	11,738,687.02	0.46	2,400.22	11,739,425.93	11,395,235.02	
DTD 09/22/2021												
HAROT 2023-4 A2	11/08/2023 5.870% 06/22/2026	438123AB7	NR	Aaa	11/01/23	11/08/23	5,999,536.20	5.87	9,783.33	5,999,560.51	6,034,759.20	
DTD 11/08/2023												



Managed Account Detail of Securities Held

For the Month Ending December 31, 2023

SAN BERNARDINO COUNTY - 76990800

Security Type/Description	Dated Date/Coupon/Maturity	CUSIP	S&P Rating	Moody's Rating	Trade Date	Settle Date	Original Cost	YTM at Cost	Accrued Interest	Amortized Cost	Market Value
Asset-Backed Security											
TAOT 2023-C A2A	DTD 08/15/2023 5.600% 08/17/2026	89231FAB6	AAA	NR	08/08/23	08/15/23	2,999,816.70	5.60	7,466.67	2,999,839.90	3,003,417.00
JDOT 2023-C A2	DTD 09/19/2023 5.760% 08/17/2026	47787CAB9	NR	Aaa	09/12/23	09/19/23	8,749,413.75	5.76	22,400.00	8,749,466.84	8,784,600.13
BMWOT 2022-A A3	DTD 05/18/2022 3.210% 08/25/2026	05602RAD3	AAA	Aaa	05/10/22	05/18/22	13,667,303.51	3.21	7,312.39	13,667,573.68	13,437,412.98
FORDO 2023-C A2A	DTD 11/21/2023 5.680% 09/15/2026	344940AB7	AAA	Aaa	11/16/23	11/21/23	4,249,614.53	5.68	10,728.89	4,249,628.76	4,266,444.95
TAOT 2022-B A3	DTD 04/13/2022 2.930% 09/15/2026	89238FAD5	AAA	Aaa	04/07/22	04/13/22	11,999,719.20	2.93	15,626.67	11,999,828.32	11,762,392.80
GMCAR 2023-3 A2A	DTD 07/19/2023 5.740% 09/16/2026	36267KAB3	AAA	Aaa	07/11/23	07/19/23	2,249,959.28	5.74	5,381.25	2,249,965.13	2,254,030.88
JDOT 2022-A A3	DTD 03/16/2022 2.320% 09/16/2026	47787JAC2	NR	Aaa	03/10/22	03/16/22	6,758,837.76	2.33	6,970.65	6,759,434.09	6,603,931.48
BWMLT 2023-2 A3	DTD 10/11/2023 5.990% 09/25/2026	055979AC2	AAA	NR	10/03/23	10/11/23	2,999,939.10	5.99	2,995.00	2,999,943.35	3,043,058.40
MBART 2023-2 A2	DTD 10/25/2023 5.920% 11/16/2026	58769FAB1	AAA	NR	10/19/23	10/25/23	4,499,798.40	5.92	11,840.00	4,499,809.61	4,533,078.60
GMCAR 2023-4 A2A	DTD 10/11/2023 5.890% 11/16/2026	379930AB6	AAA	Aaa	10/03/23	10/11/23	5,749,452.03	5.89	14,111.46	5,749,488.33	5,775,029.18
TAOT 2023-D A2A	DTD 11/14/2023 5.800% 11/16/2026	89239FAB8	AAA	NR	11/07/23	11/14/23	6,999,894.30	5.80	18,044.44	6,999,898.56	7,040,770.80
HART 2022-B A3	DTD 07/20/2022 3.720% 11/16/2026	44918MAD2	AAA	NR	07/12/22	07/20/22	10,999,995.60	3.72	18,186.67	10,999,997.08	10,837,217.60
HART 2023-C A2A	DTD 11/13/2023 5.800% 01/15/2027	44918CAB8	AAA	NR	11/03/23	11/13/23	6,254,707.27	5.80	16,124.00	6,254,718.62	6,287,506.61
MBALT 2023-A A3	DTD 05/24/2023 4.740% 01/15/2027	58768RAC4	AAA	Aaa	05/11/23	05/24/23	19,999,304.00	4.74	42,133.33	19,999,420.00	19,918,226.00



Managed Account Detail of Securities Held

For the Month Ending December 31, 2023

SAN BERNARDINO COUNTY - 76990800

Security Type/Description	Dated Date/Coupon/Maturity	CUSIP	Par	S&P Rating	Moody's Rating	Trade Date	Settle Date	Original Cost	YTM at Cost	Accrued Interest	Amortized Cost	Market Value
Asset-Backed Security												
JDOT 2022-B A3	DTD 07/20/2022 3.740% 02/16/2027	47800AAC4	8,600,000.00	NR	Aaa	07/12/22	07/20/22	8,599,178.70	3.74	14,295.11	8,599,439.04	8,452,512.58
HART 2023-A A3	DTD 04/12/2023 4.580% 04/15/2027	448979AD6	14,000,000.00	AAA	NR	04/04/23	04/12/23	13,998,633.60	4.58	28,497.78	13,998,880.00	13,901,112.40
HAROT 2023-1 A3	DTD 02/24/2023 5.040% 04/21/2027	43815JAC7	6,500,000.00	NR	Aaa	02/16/23	02/24/23	6,498,792.30	5.05	9,100.00	6,499,039.89	6,500,425.75
AMXCA 2022-2 A	DTD 05/24/2022 3.390% 05/17/2027	02582JIT8	20,000,000.00	AAA	NR	05/17/22	05/24/22	19,995,576.00	3.39	30,133.33	19,997,003.65	19,594,044.00
JDOT 2022-C A3	DTD 10/19/2022 5.090% 06/15/2027	47800BAC2	28,961,000.00	NR	Aaa	10/12/22	10/19/22	28,958,752.63	5.09	65,516.22	28,959,332.98	28,967,588.63
HART 2022-C A3	DTD 11/09/2022 5.390% 06/15/2027	44933DAD3	48,500,000.00	AAA	NR	11/01/22	11/09/22	48,499,767.20	5.39	116,184.44	48,499,825.16	48,685,667.70
MBART 2022-1 A3	DTD 11/22/2022 5.210% 08/16/2027	58768PAC8	20,500,000.00	AAA	Aaa	11/15/22	11/22/22	20,495,945.10	5.21	47,468.89	20,496,895.47	20,524,048.55
TAOT 2023-A A3	DTD 01/30/2023 4.630% 09/15/2027	891940AC2	13,000,000.00	AAA	NR	01/24/23	01/30/23	12,999,993.50	4.63	26,751.11	12,999,994.79	12,928,870.50
TAOT 2022-D A3	DTD 11/08/2022 5.300% 09/15/2027	89239HAD0	70,500,000.00	NR	Aaa	11/01/22	11/08/22	70,493,041.65	5.30	166,066.67	70,494,686.99	70,779,603.00
AMXCA 2022-4 A	DTD 11/03/2022 4.950% 10/15/2027	02582JIX9	33,000,000.00	AAA	NR	10/27/22	11/03/22	32,998,363.20	4.95	72,600.00	32,998,747.26	33,171,758.40
HAROT 2023-2 A3	DTD 05/30/2023 4.930% 11/15/2027	43792TAC0	4,000,000.00	AAA	Aaa	05/23/23	05/30/23	3,999,352.00	4.93	8,764.44	3,999,437.87	4,018,254.40
MBART 2023-1 A3	DTD 01/25/2023 4.510% 11/15/2027	58770AAC7	6,630,000.00	AAA	NR	01/18/23	01/25/23	6,629,204.40	4.51	13,289.47	6,629,358.99	6,589,356.77
JDOT 2023-A A3	DTD 03/02/2023 5.010% 11/15/2027	47800CAC0	22,000,000.00	NR	Aaa	02/22/23	03/02/23	21,995,991.60	5.01	48,986.67	21,996,702.81	22,044,341.00
CCCT 2023-A1 A1	DTD 12/01/2023 5.230% 12/01/2027	17305EGW9	9,000,000.00	AAA	Aaa	12/04/23	12/11/23	8,998,871.40	5.23	39,225.00	8,998,886.12	9,078,824.70



Managed Account Detail of Securities Held

For the Month Ending December 31, 2023

SAN BERNARDINO COUNTY - 76990800

Security Type/Description	Dated Date/Coupon/Maturity	CUSIP	S&P Rating	Moody's Rating	Trade Date	Settle Date	Original Cost	YTM at Cost	Accrued Interest	Amortized Cost	Market Value
Asset-Backed Security											
TAOT 2023-B A3	DTD 05/23/2023 4.710% 02/15/2028	891941AD8	NR	Aaa	05/16/23	05/23/23	12,499,301.25	4.71	26,166.67	12,499,391.37	12,487,117.50
HAROT 2023-3 A3	DTD 08/22/2023 5.410% 02/18/2028	43815QAC1	AAA	NR	08/15/23	08/22/23	6,498,659.70	5.42	12,698.47	6,498,767.51	6,590,338.95
BMWOT 2023-A A3	DTD 07/18/2023 5.470% 02/25/2028	05592XAD2	AAA	NR	07/11/23	07/18/23	2,999,468.40	5.47	2,735.00	2,999,521.15	3,037,977.60
JDOT 2023-B A3	DTD 06/28/2023 5.180% 03/15/2028	477920AC6	NR	Aaa	06/21/23	06/28/23	3,999,332.80	5.18	9,208.89	3,999,405.25	4,038,240.40
DCENT 2023-A1 A	DTD 04/11/2023 4.310% 03/15/2028	254683CY9	NR	Aaa	04/04/23	04/11/23	44,997,390.00	4.31	86,200.00	44,997,774.25	44,685,139.50
VZMT 2023-2 A	DTD 04/25/2023 4.890% 04/13/2028	92348KBL6	AAA	NR	04/18/23	04/25/23	34,999,450.50	4.89	52,295.83	34,999,526.49	34,945,435.00
TAOT 2023-C A3	DTD 08/15/2023 5.160% 04/17/2028	89231FAD2	AAA	NR	08/09/23	08/15/23	1,999,547.60	5.17	4,586.67	1,999,584.44	2,017,218.80
HART 2023-B A3	DTD 07/19/2023 5.480% 04/17/2028	44933XAD9	AAA	NR	07/11/23	07/19/23	4,999,783.00	5.48	12,177.78	4,999,803.77	5,069,855.00
JDOT 2023-C A3	DTD 09/19/2023 5.480% 05/15/2028	47787CAC7	NR	Aaa	09/12/23	09/19/23	6,749,536.28	5.48	16,440.00	6,749,561.36	6,865,344.68
AMXCA 2023-1 A	DTD 06/14/2023 4.870% 05/15/2028	025821JZ4	AAA	NR	06/07/23	06/14/23	13,998,758.20	4.87	30,302.22	13,998,897.10	14,107,899.40
COMET 2023-A1 A	DTD 05/24/2023 4.420% 05/15/2028	14041INGD7	AAA	NR	05/17/23	05/24/23	49,988,535.00	4.43	98,222.22	49,989,935.02	49,793,555.00
DCENT 2023-A2 A	DTD 06/28/2023 4.930% 06/15/2028	254683CZ6	AAA	Aaa	06/21/23	06/28/23	24,996,622.50	4.93	54,777.78	24,996,970.68	25,200,027.50
GMCAR 2023-3 A3	DTD 07/19/2023 5.450% 06/16/2028	36267KAD9	AAA	Aaa	07/11/23	07/19/23	4,999,807.00	5.45	11,354.17	4,999,824.86	5,077,132.00
HAROT 2023-4 A3	DTD 11/08/2023 5.670% 06/21/2028	438123AC5	NR	Aaa	11/01/23	11/08/23	2,249,603.78	5.67	3,543.75	2,249,614.93	2,297,493.23



Managed Account Detail of Securities Held

For the Month Ending December 31, 2023

SAN BERNARDINO COUNTY - 76990800

Security Type/Description	Dated Date/Coupon/Maturity	CUSIP	S&P Rating	Moody's Rating	Trade Date	Settle Date	Original Cost	YTM at Cost	Accrued Interest	Amortized Cost	Market Value
Asset-Backed Security											
TAOT 2023-D A3	DTD 11/14/2023 5.540% 08/15/2028	89239FAD4	AAA	NR	11/07/23	11/14/23	3,249,649.65	5.54	8,002.22	3,249,658.18	3,312,979.48
HART 2023-C A3	DTD 11/13/2023 5.540% 10/16/2028	44918CAD4	AAA	NR	11/03/23	11/13/23	2,749,638.38	5.54	6,771.11	2,749,647.00	2,800,693.78
Security Type Sub-Total							906,970,471.69	4.54	1,733,212.68	907,011,062.35	904,679,941.60
Managed Account Sub-Total							14,578,708,340.76	3.92	54,803,500.81	14,355,453,266.87	14,253,099,437.60
Securities Sub-Total							\$14,280,231,216.51	3.92%	\$54,803,500.81	\$14,355,453,266.87	\$14,253,099,437.60
Accrued Interest											\$54,803,500.81
Total Investments											\$14,307,902,938.41



Managed Account Fair Market Value & Analytics

For the Month Ending December 31, 2023

SAN BERNARDINO COUNTY - 76990800

Security Type/Description	Dated Date/Coupon/Maturity	CUSIP	Par	Broker	Next Call Date	Market Price	Market Value	Unreal G/L On Cost	Unreal G/L Amort Cost	Effective Duration	YTM at Mkt
U.S. Treasury Bond / Note											
US TREASURY NOTES	DTD 02/28/2017 2.125% 02/29/2024	912828W48	75,000,000.00	WELLS_F		99.47	74,601,562.50	(1,051,757.81)	(451,899.22)	0.17	5.34
US TREASURY NOTES	DTD 05/15/2014 2.500% 05/15/2024	912828WJ5	50,000,000.00	BNP		98.98	49,492,190.00	(2,570,310.00)	(672,761.13)	0.38	5.26
US TREASURY NOTES	DTD 05/15/2014 2.500% 05/15/2024	912828WJ5	50,000,000.00	WELLSFAR		98.98	49,492,190.00	(2,119,138.13)	(643,596.08)	0.38	5.26
US TREASURY NOTES	DTD 05/15/2021 0.250% 05/15/2024	91282CCC3	75,000,000.00	RBC		98.19	73,640,625.00	697,265.62	(1,014,900.45)	0.38	5.19
US TREASURY NOTES	DTD 05/31/2017 2.000% 05/31/2024	912828XT2	50,000,000.00	BARCLAY		98.66	49,328,125.00	(498,046.88)	(639,105.90)	0.42	5.30
US TREASURY NOTES	DTD 06/30/2017 2.000% 06/30/2024	912828XX3	50,000,000.00	DAIWA		98.42	49,210,940.00	(1,675,778.75)	(881,352.18)	0.50	5.24
US TREASURY NOTES	DTD 06/30/2017 2.000% 06/30/2024	912828XX3	50,000,000.00	MORGANST		98.42	49,210,940.00	(1,806,638.13)	(897,211.29)	0.50	5.24
US TREASURY NOTES	DTD 06/30/2017 2.000% 06/30/2024	912828XX3	50,000,000.00	RBC		98.42	49,210,940.00	(1,724,606.88)	(888,668.23)	0.50	5.24
US TREASURY NOTES	DTD 06/30/2019 1.750% 06/30/2024	9128286Z8	50,000,000.00	MORGANST		98.31	49,156,250.00	(1,017,578.13)	(862,680.74)	0.50	5.21
US TREASURY NOTES	DTD 06/30/2019 1.750% 06/30/2024	9128286Z8	50,000,000.00	BARCLAY		98.31	49,156,250.00	(544,921.88)	(778,740.52)	0.50	5.21
US TREASURY NOTES	DTD 06/30/2019 1.750% 06/30/2024	9128286Z8	50,000,000.00	STIFEL		98.31	49,156,250.00	414,062.50	(539,386.28)	0.50	5.21
US TREASURY NOTES	DTD 07/15/2021 0.375% 07/15/2024	91282CCL3	100,000,000.00	PIPER S		97.50	97,500,000.00	2,820,312.50	(1,107,768.69)	0.55	5.12
US TREASURY NOTES	DTD 07/31/2017 2.125% 07/31/2024	9128282N9	50,000,000.00	TOR DOM		98.28	49,140,625.00	(2,333,984.38)	(1,037,504.45)	0.58	5.15
US TREASURY NOTES	DTD 07/31/2017 2.125% 07/31/2024	9128282N9	50,000,000.00	PIPER S		98.28	49,140,625.00	(289,062.50)	(716,628.54)	0.58	5.15
US TREASURY NOTES	DTD 07/31/2019 1.750% 07/31/2024	912828Y87	50,000,000.00	DAIWA		98.09	49,046,875.00	722,656.25	(496,485.38)	0.59	5.10
US TREASURY NOTES	DTD 08/15/2014 2.375% 08/15/2024	912828D56	50,000,000.00	BNP		98.34	49,171,875.00	(107,421.88)	(622,080.15)	0.62	5.10
US TREASURY NOTES	DTD 08/31/2019 1.250% 08/31/2024	912828YE4	50,000,000.00	BOFA		97.52	48,757,810.00	(955,080.63)	(1,167,412.32)	0.67	5.10



Managed Account Fair Market Value & Analytics

For the Month Ending December 31, 2023

SAN BERNARDINO COUNTY - 76990800

Security Type/Description	Dated Date/Coupon/Maturity	CUSIP	Par	Broker	Next Call Date	Market Price	Market Value	Unreal G/L On Cost	Unreal G/L Amort Cost	Effective Duration	YTM at Mkt
U.S. Treasury Bond / Note											
US TREASURY NOTES	DTD 08/31/2019 1.250% 08/31/2024	912828YE4	50,000,000.00	RBC		97.52	48,757,810.00	(660,158.75)	(1,089,618.70)	0.67	5.10
US TREASURY NOTES	DTD 09/30/2019 1.500% 09/30/2024	912828YH7	50,000,000.00	TOR DOM		97.47	48,734,375.00	(949,218.75)	(1,175,364.91)	0.75	4.98
US TREASURY NOTES	DTD 09/30/2019 1.500% 09/30/2024	912828YH7	50,000,000.00	BNP		97.47	48,734,375.00	50,781.25	(870,268.67)	0.75	4.98
US TREASURY NOTES	DTD 10/15/2021 0.625% 10/15/2024	91282CDB4	75,000,000.00	MORGANS		96.69	72,515,625.00	(278,320.31)	(1,815,592.10)	0.79	4.95
US TREASURY NOTES	DTD 11/15/2021 0.750% 11/15/2024	91282CDH1	75,000,000.00	DAIWA		96.50	72,375,000.00	785,156.25	(1,494,189.35)	0.88	4.89
US TREASURY NOTES	DTD 01/31/2020 1.375% 01/31/2025	912828Z52	50,000,000.00	BAML		96.48	48,242,190.00	(2,603,513.13)	(2,039,000.97)	1.08	4.74
US TREASURY NOTES	DTD 02/17/2015 2.000% 02/15/2025	912828J27	50,000,000.00	MIZUHO		97.03	48,515,625.00	(2,060,546.88)	(1,610,068.55)	1.12	4.74
US TREASURY NOTES	DTD 02/15/2022 1.500% 02/15/2025	91282CDZ1	50,000,000.00	BARCLAY		96.50	48,250,000.00	(1,517,578.13)	(1,661,550.57)	1.12	4.73
US TREASURY NOTES	DTD 03/15/2022 1.750% 03/15/2025	91282CED9	100,000,000.00	BARCLAY		96.63	96,625,000.00	734,375.00	(729,815.80)	1.20	4.66
US TREASURY NOTES	DTD 05/15/2015 2.125% 05/15/2025	912828XB1	50,000,000.00	BMO		96.80	48,398,440.00	(2,710,935.00)	(1,881,281.38)	1.36	4.56
US TREASURY NOTES	DTD 05/15/2022 2.750% 05/15/2025	91282CEQ0	50,000,000.00	BOFA		97.61	48,804,690.00	(847,653.75)	(1,032,853.81)	1.36	4.56
US TREASURY NOTES	DTD 05/31/2020 0.250% 05/31/2025	912828ZT0	50,000,000.00	CITI		94.17	47,085,940.00	(1,582,028.75)	(2,378,757.72)	1.42	4.55
US TREASURY NOTES	DTD 06/15/2022 2.875% 06/15/2025	91282CEU1	25,000,000.00	MS		97.73	24,433,595.00	79,102.81	(131,975.79)	1.44	4.50
US TREASURY NOTES	DTD 06/15/2022 2.875% 06/15/2025	91282CEU1	25,000,000.00	MUFG		97.73	24,433,595.00	80,079.37	(130,766.42)	1.44	4.50
US TREASURY NOTES	DTD 06/30/2020 0.250% 06/30/2025	912828ZW3	50,000,000.00	TOR DOM		93.91	46,953,125.00	(1,652,343.75)	(2,467,412.24)	1.50	4.50
US TREASURY NOTES	DTD 06/30/2020 0.250% 06/30/2025	912828ZW3	50,000,000.00	BOFA		93.91	46,953,125.00	(1,212,890.63)	(2,247,070.31)	1.50	4.50
US TREASURY NOTES	DTD 06/30/2020 0.250% 06/30/2025	912828ZW3	50,000,000.00	RBC		93.91	46,953,125.00	958,984.37	(1,087,019.07)	1.50	4.50



Managed Account Fair Market Value & Analytics

For the Month Ending December 31, 2023

SAN BERNARDINO COUNTY - 76990800

Security Type/Description	Dated Date/Coupon/Maturity	CUSIP	Par	Broker	Next Call Date	Market Price	Market Value	Unreal G/L On Cost	Unreal G/L Amort Cost	Effective Duration	YTM at Mkt
U.S. Treasury Bond / Note											
US TREASURY NOTES	DTD 06/30/2020 0.250% 06/30/2025	912828ZW3	75,000,000.00	MORGANS		93.91	70,429,687.50	(1,628,906.25)	(3,285,506.25)	1.50	4.50
US TREASURY NOTES	DTD 06/30/2020 0.250% 06/30/2025	912828ZW3	75,000,000.00	MIZUHO		93.91	70,429,687.50	(1,546,875.00)	(3,244,371.23)	1.50	4.50
US TREASURY NOTES	DTD 07/15/2022 3.000% 07/15/2025	91282CEY3	50,000,000.00	BNP DIR		97.81	48,906,250.00	(99,609.38)	(418,552.80)	1.50	4.48
US TREASURY NOTES	DTD 07/31/2020 0.250% 07/31/2025	91282CAB7	50,000,000.00	PIPER J		93.64	46,820,310.00	(1,650,393.13)	(2,523,627.33)	1.59	4.45
US TREASURY NOTES	DTD 07/31/2020 0.250% 07/31/2025	91282CAB7	50,000,000.00	BARCLAY		93.64	46,820,310.00	(1,662,111.88)	(2,528,654.63)	1.59	4.45
US TREASURY NOTES	DTD 08/31/2020 0.250% 08/31/2025	91282CA10	50,000,000.00	DAIWA		93.38	46,687,500.00	(1,171,875.00)	(2,326,515.15)	1.67	4.42
US TREASURY NOTES	DTD 08/31/2020 0.250% 08/31/2025	91282CA10	50,000,000.00	CITIGRP		93.38	46,687,500.00	1,207,031.25	(943,642.24)	1.67	4.42
US TREASURY NOTES	DTD 08/31/2020 0.250% 08/31/2025	91282CA10	75,000,000.00	CITIGRP		93.38	70,031,250.00	(738,281.25)	(2,941,858.75)	1.67	4.42
US TREASURY NOTES	DTD 09/30/2020 0.250% 09/30/2025	91282CAM3	50,000,000.00	WELLS_F		93.13	46,562,500.00	(388,671.88)	(1,935,451.86)	1.75	4.38
US TREASURY NOTES	DTD 10/31/2020 0.250% 10/31/2025	91282CAT8	50,000,000.00	MORGANS		92.89	46,445,310.00	656,247.50	(1,394,324.06)	1.83	4.33
US TREASURY NOTES	DTD 10/31/2020 0.250% 10/31/2025	91282CAT8	50,000,000.00	BK AMER		92.89	46,445,310.00	2,357,419.37	(51,411.73)	1.83	4.33
US TREASURY NOTES	DTD 10/31/2020 0.250% 10/31/2025	91282CBH3	50,000,000.00	RBC		92.38	46,187,500.00	2,054,687.50	(131,601.66)	2.08	4.24
US TREASURY NOTES	DTD 01/31/2021 0.375% 01/31/2026	91282CBH3	50,000,000.00	BNP DIR		92.38	46,187,500.00	2,230,468.75	(2,475.79)	2.08	4.24
US TREASURY NOTES	DTD 01/31/2021 0.375% 01/31/2026	91282CBH3	50,000,000.00	JPMCHAS		92.38	46,187,500.00	1,621,093.75	(130,429.79)	2.08	4.24
US TREASURY NOTES	DTD 02/28/2021 0.500% 02/28/2026	91282CBQ3	50,000,000.00	BNP DIR		92.41	46,203,125.00	2,429,687.50	223,385.08	2.16	4.21
US TREASURY NOTES	DTD 05/31/2021 0.750% 05/31/2026	91282CCF6	50,000,000.00	STIFEL		92.31	46,156,250.00	1,931,640.62	(43,810.39)	2.40	4.13
US TREASURY NOTES	DTD 05/31/2019 2.125% 05/31/2026	9128286X3	50,000,000.00	BARCLAY		95.50	47,750,000.00	1,451,171.87	246,732.33	2.37	4.10



Managed Account Fair Market Value & Analytics

For the Month Ending December 31, 2023

SAN BERNARDINO COUNTY - 76990800

Security Type / Description	Dated Date / Coupon / Maturity	CUSIP	Par	Broker	Next Call Date	Market Price	Market Value	Unreal G/L On Cost	Unreal G/L Amort Cost	Effective Duration	YTM at Mkt
U.S. Treasury Bond / Note											
US TREASURY NOTES	DTD 06/30/2021 0.875% 06/30/2026	91282CCJ8	50,000,000.00	BAML		92.48	46,242,190.00	1,269,533.75	(43,365.43)	2.47	4.07
US TREASURY NOTES	DTD 06/30/2021 0.875% 06/30/2026	91282CCJ8	50,000,000.00	DAIWA		92.48	46,242,190.00	1,386,721.25	49,393.87	2.47	4.07
US TREASURY NOTES	DTD 07/01/2019 1.875% 06/30/2026	9128287B0	50,000,000.00	BMO		94.81	47,406,250.00	566,406.25	498,518.90	2.43	4.08
US TREASURY NOTES	DTD 07/01/2019 1.875% 06/30/2026	9128287B0	50,000,000.00	BNP DIR		94.81	47,406,250.00	562,500.00	494,696.56	2.43	4.08
US TREASURY NOTES	DTD 06/30/2021 0.875% 06/30/2026	91282CCJ8	100,000,000.00	WELLS_F		92.48	92,484,380.00	402,348.75	290,948.76	2.47	4.07
US TREASURY NOTES	DTD 05/15/2017 2.375% 05/15/2027	912828X88	50,000,000.00	CITIGRP		94.98	47,492,190.00	1,433,596.25	360,787.45	3.25	3.98
US TREASURY NOTES	DTD 05/15/2017 2.375% 05/15/2027	912828X88	50,000,000.00	BARCLAY		94.98	47,492,190.00	1,160,158.75	214,942.90	3.25	3.98
US TREASURY NOTES	DTD 06/30/2020 0.500% 06/30/2027	912828ZV5	50,000,000.00	BAML		88.83	44,414,060.00	2,291,013.12	322,932.53	3.47	3.95
US TREASURY NOTES	DTD 06/30/2020 0.500% 06/30/2027	912828ZV5	50,000,000.00	MS		88.83	44,414,060.00	771,481.87	673,373.51	3.47	3.95
US TREASURY NOTES	DTD 06/30/2020 0.500% 06/30/2027	912828ZV5	50,000,000.00	WELLS_F		88.83	44,414,060.00	767,575.62	669,527.54	3.47	3.95
US TREASURY NOTES	DTD 07/31/2020 0.375% 07/31/2027	91282CAD3	50,000,000.00	TD SEC		88.22	44,109,375.00	2,250,000.00	127,359.66	3.56	3.93
US TREASURY NOTES	DTD 08/15/2017 2.250% 08/15/2027	9128282R0	50,000,000.00	JEFFERI		94.31	47,156,250.00	1,867,187.50	725,223.85	3.47	3.95
Security Type Sub-Total			3,425,000,000.00				3,265,390,642.50	(3,645,490.44)	(54,308,564.06)	1.46	4.63

Supra-National Discount Note

INTL BANK OF RECON AND DEV DISC	NOTE	459052WG7	100,000,000.00	UBS		98.35	98,349,100.00	1,038,961.11	147,294.44	0.36	4.95
DTD 11/01/2023 0.000% 05/01/2024											

Security Type Sub-Total			100,000,000.00				98,349,100.00	1,038,961.11	147,294.44	0.36	4.95
--------------------------------	--	--	-----------------------	--	--	--	----------------------	---------------------	-------------------	-------------	-------------



Managed Account Fair Market Value & Analytics

For the Month Ending December 31, 2023

SAN BERNARDINO COUNTY - 76990800

Security Type/Description	Dated Date/Coupon/Maturity	CUSIP	Par	Broker	Next Call Date	Market Price	Market Value	Unreal G/L On Cost	Unreal G/L Amort Cost	Effective Duration	YTM at Mkt
Supra-National Agency Bond / Note											
INTL BK RECON & DEVELOP NOTES		45906M3C3	13,000,000.00	BOFA		99.25	12,902,357.00	(87,503.00)	(96,434.53)	0.25	5.33
DTD 03/29/2022 2.250% 03/28/2024											
INTL BANK OF RECON AND DEV SN (FLOATER)		45906M2B6	10,000,000.00	BMO		100.09	10,009,340.00	9,340.00	9,340.00	0.01	5.69
DTD 06/16/2020 5.770% 06/17/2024											
INTER-AMERICAN DEVEL BK NOTES		4581X0EE4	60,000,000.00	BMO		99.03	59,418,600.00	(575,400.00)	(579,906.16)	0.50	5.23
DTD 07/01/2022 3.250% 07/01/2024											
INTL FINANCE CORP CORPORATE NOTES		45950KDA5	20,000,000.00	TOR DOM		98.64	19,728,420.00	(263,780.00)	(267,146.24)	1.66	4.46
DTD 09/15/2022 3.625% 09/15/2025											
INTER-AMERICAN DEVEL BK NOTES		4581X0EK0	15,000,000.00	WELLSFA		100.69	15,102,945.00	114,495.00	112,514.68	2.27	4.19
DTD 07/06/2023 4.500% 05/15/2026											
Security Type Sub-Total			118,000,000.00				117,161,662.00	(802,848.00)	(821,632.25)	0.85	5.02

Repurchase Agreement

CANTOR FITZGERALD REPO AGRMT		RE1365312	100,000,000.00	CANTFIT		100.00	100,000,319.70	319.70	319.70	0.02	5.35
DTD 12/28/2023 5.380% 01/04/2024											
Security Type Sub-Total			100,000,000.00				100,000,319.70	319.70	319.70	0.02	5.35

Money Market Mutual Fund

NORTHERN TRUST INST GOVT SELECT 848		665278701	1,000,000.00			1.00	1,000,000.00	0.00	0.00	0.00	5.22
MORGAN STANLEY LIQ GOVT-INST FUND		61747C707	41,000,000.00			1.00	41,000,000.00	0.00	0.00	0.00	5.27
FEDERATED GOVT OBLIGATIONS FUND		608919718	409,000,000.00			1.00	409,000,000.00	0.00	0.00	0.00	5.23
FIDELITY GOVT MM FUND 2642		31607A703	550,000,000.00			1.00	550,000,000.00	0.00	0.00	0.00	5.25
Security Type Sub-Total			1,001,000,000.00				1,001,000,000.00	0.00	0.00	0.00	5.24

Joint Powers Authority

INVESTMENT TRUST OF CALIFORNIA		CALTRUST3	10,000,000.00	DIRECT		1.00	10,000,000.00	0.00	0.00	0.00	5.55
CALIFORNIA ASSET MANAGEMENT PROGRAM		CAMPMF025	15,000,000.00	DIRECT		1.00	15,000,000.00	0.00	0.00	0.00	5.56
CALIFORNIA ASSET MANAGEMENT PROGRAM		CAMPMF025	19,000,000.00	DIRECT		1.00	19,000,000.00	0.00	0.00	0.00	5.56



Managed Account Fair Market Value & Analytics

For the Month Ending December 31, 2023

SAN BERNARDINO COUNTY - 76990800

Security Type/Description	Dated Date/Coupon/Maturity	CUSIP	Next Call Date	Market Price	Market Value	Unreal G/L On Cost	Unreal G/L Amort Cost	Effective Duration	YTM at Mkt
Joint Powers Authority									
CALIFORNIA ASSET MANAGEMENT PROGRAM	CAMPMF025			1.00	19,000,000.00	0.00	0.00	0.00	5.56
CALIFORNIA ASSET MANAGEMENT PROGRAM	CAMPMF025			1.00	22,000,000.00	0.00	0.00	0.00	5.56
CALIFORNIA ASSET MANAGEMENT PROGRAM	CAMPMF025			1.00	33,000,000.00	0.00	0.00	0.00	5.56
CALIFORNIA ASSET MANAGEMENT PROGRAM	CAMPMF025			1.00	37,000,000.00	0.00	0.00	0.00	5.56
CALIFORNIA ASSET MANAGEMENT PROGRAM	CAMPMF025			1.00	39,000,000.00	0.00	0.00	0.00	5.56
CALIFORNIA ASSET MANAGEMENT PROGRAM	CAMPMF025			1.00	40,000,000.00	0.00	0.00	0.00	5.56
CALIFORNIA ASSET MANAGEMENT PROGRAM	CAMPMF025			1.00	56,000,000.00	0.00	0.00	0.00	5.56
CALIFORNIA ASSET MANAGEMENT PROGRAM	CAMPMF025			1.00	75,000,000.00	0.00	0.00	0.00	5.56
CALIFORNIA ASSET MANAGEMENT PROGRAM	CAMPMF025			1.00	99,000,000.00	0.00	0.00	0.00	5.56
CALIFORNIA ASSET MANAGEMENT PROGRAM	CAMPMF025			1.00	150,000,000.00	0.00	0.00	0.00	5.56
Security Type Sub-Total					614,000,000.00	0.00	0.00	0.00	5.56

Federally Insured Cash Account									
STONECASTLE FICA	FICAMF003			1.00	22,169.05	0.00	0.00	0.00	5.33
Security Type Sub-Total					22,169.05	0.00	0.00	0.00	5.33

Federal Agency Mortgage-Backed Security									
FR WN1252	3132XFMA3			99.09	9,697,413.21	55,145.08	38,886.20	3.76	4.74
DTD 06/01/2023 4.500% 03/01/2028									
FR WN1245	3132XFL30			98.53	24,631,637.00	118,941.69	60,815.02	3.77	4.74
DTD 06/01/2023 4.350% 03/01/2028									



Managed Account Fair Market Value & Analytics

For the Month Ending December 31, 2023

SAN BERNARDINO COUNTY - 76990800

Security Type/Description	Dated Date/Coupon/Maturity	CUSIP	Par	Broker	Next Call Date	Market Price	Market Value	Unreal G/L On Cost	Unreal G/L Amort Cost	Effective Duration	YTM at Mkt
Federal Agency Mortgage-Backed Security											
FR WN1255	DTD 07/01/2023 4.670% 04/01/2028	3132XFMD7	21,000,000.00	JPMCHAS		99.57	20,910,529.71	363,342.21	321,023.28	3.82	4.78
FR WN2390	DTD 07/01/2023 4.920% 04/01/2028	3132XGUQ7	51,524,000.00	CASTLE		100.72	51,894,508.57	400,698.41	397,765.48	3.79	4.73
FR WN2389	DTD 07/01/2023 4.650% 05/01/2028	3132XGUP9	43,850,000.00	TOR DOM		100.87	44,229,338.90	166,940.46	186,890.83	3.87	4.43
FR WN2432	DTD 09/01/2023 5.050% 05/01/2028	3132XGV29	49,502,000.00	JPMCHAS		101.03	50,009,856.36	1,347,069.95	1,301,006.47	3.83	4.79
FR WN1250	DTD 06/01/2023 4.400% 05/01/2028	3132XFL89	75,000,000.00	BMO		98.72	74,041,607.25	192,974.44	67,205.73	3.90	4.73
FR WN2458	DTD 10/01/2023 5.060% 06/01/2028	3132XGWU6	24,652,000.00	LOOP		101.32	24,977,580.44	1,035,288.41	1,008,432.41	3.91	4.73
FR WN1268	DTD 10/01/2023 4.620% 06/01/2028	3132XFMS4	33,378,000.00	CASTLE		99.61	33,248,535.08	1,206,958.91	1,150,313.21	3.96	4.72
FR WN2409	DTD 08/01/2023 4.900% 06/01/2028	3132XGVB9	42,540,000.00	TOR DOM		100.51	42,758,696.44	1,099,407.38	1,026,306.87	3.91	4.77
FR WN2382	DTD 07/01/2023 4.340% 06/01/2028	3132XGUG9	50,000,000.00	BMO		98.49	49,245,185.50	1,200,263.62	1,053,408.55	3.95	4.72
FR WN2337	DTD 04/01/2023 4.350% 01/01/2030	3132XGS31	62,975,000.00	CITIGRP		97.91	61,657,572.45	2,205,236.51	2,009,448.63	5.16	4.75
FR WN2398	DTD 07/01/2023 5.030% 02/01/2030	3132XGUY0	15,656,000.00	MS		101.48	15,887,863.64	85,088.64	95,172.89	5.12	4.75
FR WN2397	DTD 07/01/2023 5.000% 02/01/2030	3132XGUX2	33,757,000.00	JPM		101.40	34,228,980.92	141,004.08	163,744.01	5.16	4.74
FR WN2446	DTD 10/01/2023 4.890% 02/01/2030	3132XGWG7	39,700,000.00	JPMCHAS		100.84	40,034,483.62	1,727,085.18	1,685,664.02	5.13	4.73
FR WN2405	DTD 07/01/2023 4.310% 04/01/2030	3132XGU79	26,814,000.00	MIZUHO		99.44	26,664,580.33	300,971.74	271,462.07	5.27	4.41
FR WN2392	DTD 07/01/2023 4.050% 04/01/2030	3132XGUS3	30,193,000.00	JPMCHAS		98.03	29,598,556.29	137,972.42	88,028.16	5.40	4.41
FR WN2404	DTD 07/01/2023 4.320% 04/01/2030	3132XGU61	30,648,000.00	MORGANS		99.48	30,488,430.88	907,124.94	867,646.43	5.31	4.42
FR WN2415	DTD 08/01/2023 4.640% 05/01/2030	3132XGVH6	24,795,000.00	RAYMOND		101.14	25,078,269.24	337,508.30	334,348.96	5.29	4.43



Managed Account Fair Market Value & Analytics

For the Month Ending December 31, 2023

SAN BERNARDINO COUNTY - 76990800

Security Type/Description	Dated Date/Coupon/Maturity	CUSIP	Par	Broker	Next Call Date	Market Price	Market Value	Unreal G/L On Cost	Unreal G/L Amort Cost	Effective Duration	YTM at Mkt
Federal Agency Mortgage-Backed Security											
FR WN2460	DTD 10/01/2023 4.340% 06/01/2030	3132XGWW2	9,385,000.00	ACADEMY		97.95	9,192,744.15	500,987.70	483,710.21	5.40	4.71
FR WN2421	DTD 09/01/2023 4.020% 06/01/2030	3132XGVP8	32,235,000.00	JPMCHAS		97.79	31,523,309.55	1,299,219.51	1,232,132.10	5.52	4.42
FR WN2442	DTD 09/01/2023 4.230% 06/01/2030	3132XGWC6	59,832,000.00	JPMCHAS		97.32	58,229,098.93	2,244,109.55	2,119,439.88	5.48	4.71
FR WN2459	DTD 10/01/2023 5.260% 07/01/2030	3132XGWW4	46,801,000.00	JPMCHAS		102.23	47,844,013.17	2,309,930.87	2,278,897.29	5.38	4.86
Security Type Sub-Total			839,023,000.00				836,072,791.63	19,383,270.00	18,241,748.70	4.58	4.68

Federal Agency Discount Note

FED HOME LN DISCOUNT NT DISC NOTES	DTD 01/09/2023 0.000% 01/08/2024	313384RNI	44,538,000.00	PIPER S		99.85	44,472,156.49	1,318,997.56	(21,979.77)	0.03	6.66
------------------------------------	----------------------------------	-----------	---------------	---------	--	-------	---------------	--------------	-------------	------	------

Security Type Sub-Total **44,538,000.00** **44,472,156.49** **1,318,997.56** **(21,979.77)** **0.03** **6.66**

Federal Agency Commercial Mortgage-Backed Security

FHLMC SERIES K037 A2	DTD 03/01/2014 3.490% 01/01/2024	3137B7Y9	1,198,455.42	JPMCHAS		100.00	1,198,455.42	(13,763.51)	0.00	0.01	3.48
FHMS K039 A2	DTD 09/01/2014 3.303% 07/01/2024	3137BDCW4	22,804,654.00	LOOP		98.82	22,535,180.53	(140,306.48)	(236,363.06)	0.43	5.69
FHMS KMP1 A2	DTD 09/01/2017 2.982% 08/01/2024	3137FATE8	50,000,000.00	JPMCHAS		98.32	49,161,836.50	(4,861,601.00)	(1,524,306.16)	0.62	5.90
FHMS K729 A2	DTD 12/01/2017 3.136% 10/01/2024	3137FCM43	16,500,000.00	CANTFIT		98.37	16,230,785.18	(1,738,746.07)	(569,476.98)	0.65	5.35
FHMS K042 A2	DTD 01/28/2015 2.670% 12/01/2024	3137BEXT3	65,470,000.00	JPMCHAS		97.78	64,017,747.08	(388,365.42)	(1,050,446.48)	0.82	5.15
FHMS K045 A2	DTD 05/01/2015 3.023% 01/01/2025	3137BHXJ1	21,930,479.25	MS		97.83	21,455,474.28	(2,638,069.81)	(1,011,374.71)	0.98	5.24
FHMS K046 A2	DTD 06/17/2015 3.205% 03/01/2025	3137BJP64	50,000,000.00	MS		97.84	48,922,431.50	549,384.62	(281,877.96)	1.11	5.11
FHMS K732 AM	DTD 06/28/2018 3.700% 05/01/2025	3137FG7G4	25,000,000.00	CANTFIT		98.16	24,540,413.00	(1,703,727.63)	(984,914.84)	1.32	5.13



Managed Account Fair Market Value & Analytics

For the Month Ending December 31, 2023

SAN BERNARDINO COUNTY - 76990800

Security Type/Description	Dated Date/Coupon/Maturity	CUSIP	Par	Broker	Next Call Date	Market Price	Market Value	Unreal G/L On Cost	Unreal G/L Amort Cost	Effective Duration	YTM at Mkt
Federal Agency Commercial Mortgage-Backed Security											
FHMS K047 A2	DTD 07/30/2015 3.329% 05/01/2025	3137BKRJ1	75,000,000.00	MORGANS		97.87	73,400,120.25	(2,308,864.13)	(1,923,416.28)	1.22	4.98
FHLMC SERIES K049 A2	DTD 10/01/2015 3.010% 07/01/2025	3137BLMZ8	10,000,000.00	FHN		97.30	9,729,604.20	(294,614.55)	(281,855.71)	1.38	4.88
FHMS K733 A2	DTD 11/09/2018 3.750% 08/01/2025	3137FXQ7	3,308,218.69	MORGANS		98.26	3,250,770.61	(340,585.07)	(177,077.60)	1.46	4.89
FHMS K050 A2	DTD 11/01/2015 3.334% 08/01/2025	3137BLW95	30,000,000.00	CANTFIT		97.69	29,305,672.20	(1,550,968.43)	(1,097,206.79)	1.43	4.85
FHMS K052 A1	DTD 12/01/2015 3.308% 09/01/2025	3137BM7C4	50,000,000.00	JPMCHAS		97.60	48,800,734.00	(1,632,859.75)	(1,419,131.61)	1.51	4.81
FHMS K726 A1	DTD 06/01/2017 2.700% 10/01/2025	3137BYLE8	25,000,000.00	INCAPIT		97.05	24,263,427.00	(2,599,854.25)	(1,473,809.36)	1.72	4.45
FHMS KJ23 A1	DTD 01/29/2019 3.683% 10/01/2025	3137FKSQ0	60,000,000.00	JPMCHAS		98.17	58,899,757.80	(6,331,492.20)	(3,230,751.28)	1.71	4.78
FRESB 2021-SB82 A5	DTD 01/01/2021 0.670% 11/01/2025	30318CAA5	1,109,365.94	PIPER J		89.97	998,082.67	(116,723.60)	(113,373.31)	1.83	6.48
FRESB 2021-SB82 A5	DTD 01/01/2021 0.670% 11/01/2025	30318CAA5	2,588,520.62	WELLS_F		89.97	2,328,859.64	(272,355.12)	(264,537.74)	1.83	6.48
FHMS K053 A2	DTD 03/29/2016 2.995% 12/01/2025	3137BN6G4	59,300,000.00	PIPER J		96.95	57,493,177.63	(11,607.53)	(511,306.51)	1.73	4.66
FRESB 2021-SB83	DTD 02/01/2021 0.670% 01/01/2026	30318NAA1	3,238,245.58	JPMCHAS		92.45	2,993,606.25	(259,846.12)	(250,894.91)	1.99	4.63
FHMS K055 A2	DTD 06/22/2016 2.673% 03/01/2026	3137BPW21	83,500,000.00	MORGANS		96.06	80,214,160.61	(1,025,468.30)	(1,955,218.55)	2.02	4.58
FHMS KJ34 A1	DTD 07/01/2021 0.681% 06/01/2026	3137HLS3	2,674,875.88	JPMCHAS		94.67	2,532,383.08	(142,460.71)	(142,476.79)	1.25	2.97
FHMS K736 A2	DTD 09/01/2019 2.282% 07/01/2026	3137FNWX4	15,000,000.00	MORGANS		94.96	14,244,008.70	(1,314,975.68)	(1,062,911.08)	2.20	4.41
FHMS KJ21 A2	DTD 09/01/2018 3.700% 09/01/2026	3137FHGE7	9,600,995.57	CANTFIT		98.21	9,429,402.16	21,926.64	(33,506.58)	1.80	4.41
FHMS K729 A2	DTD 01/01/2020 2.525% 10/01/2026	3137FQXJ7	8,250,000.00	CANTFIT		95.07	7,842,879.58	(973,018.86)	(703,192.35)	2.52	4.43
FHMS KJ36 A1	DTD 12/01/2021 1.298% 12/01/2026	3137H4RZ5	678,092.12	MORGANS		94.58	641,319.77	(36,769.64)	(36,770.76)	1.55	3.25



Managed Account Fair Market Value & Analytics

For the Month Ending December 31, 2023

SAN BERNARDINO COUNTY - 76990800

Security Type/Description	Dated Date/Coupon/Maturity	CUSIP	Par	Broker	Next Call Date	Market Price	Market Value	Unreal G/L On Cost	Unreal G/L Amort Cost	Effective Duration	YTM at Mkt
Federal Agency Commercial Mortgage-Backed Security											
FHMS K062 A2	DTD 02/01/2017 3.413% 12/01/2026	3137BUX60	10,000,000.00	MORGANS		97.21	9,720,800.10	(1,029,199.90)	(730,216.27)	2.71	4.43
FHMS K062 A2	DTD 02/01/2017 3.413% 12/01/2026	3137BUX60	18,867,855.00	TOR DOM		97.21	18,341,064.68	(1,965,464.26)	(1,391,944.33)	2.71	4.43
FRESB 2022-SB97	DTD 04/01/2022 1.780% 02/01/2027	30311SAA7	21,498,285.82	WELLS_F		92.47	19,878,690.96	(767,574.80)	(1,069,636.89)	3.00	4.39
FHLMC MULTIFAMILY STRUCTURED P	DTD 07/01/2017 3.243% 04/01/2027	3137F1G44	5,000,000.00	JPMCHAS		96.52	4,825,931.90	(8,443.10)	(38,504.78)	2.99	4.39
FHMS KJ39 A1	DTD 04/01/2022 2.750% 04/01/2027	3137H73W1	37,707,398.31	MORGANS		96.44	36,366,264.93	(1,334,911.66)	(1,337,047.58)	1.83	3.92
FHLMC MULTIFAMILY STRUCTURED P	DTD 07/01/2017 3.243% 04/01/2027	3137F1G44	50,000,000.00	JPMCHAS		96.52	48,259,319.00	(2,027,790.38)	(1,929,330.15)	2.99	4.39
FRESB 2022-SB103 ASF	DTD 10/01/2022 2.080% 06/01/2027	30329MAA0	7,859,614.24	WELLSFA		92.76	7,290,311.73	248,985.52	39,168.08	3.29	4.36
FHLMC MULTIFAMILY STRUCTURED P	DTD 08/01/2017 3.117% 06/01/2027	3137F2LJ3	36,557,817.00	TOR DOM		96.06	35,117,161.54	(2,988,650.52)	(2,441,355.22)	3.09	4.36
FHMS K068 A2	DTD 10/27/2017 3.244% 08/01/2027	3137FBBX3	81,306,000.00	CANTFIT		96.23	78,239,326.31	(1,745,451.19)	(2,136,555.81)	3.29	4.38
FHMS K739 A2	DTD 11/01/2020 1.336% 09/01/2027	3137F64P9	12,000,000.00	JPMCHAS		90.42	10,850,173.32	368,923.32	(13,733.80)	3.27	4.16
FHMS K740 A2	DTD 11/01/2020 1.470% 09/01/2027	3137F72B0	22,000,000.00	JPMCHAS		90.29	19,863,380.68	620,255.68	(74,353.61)	3.49	4.34
FRESB 2022-SB104 ASF	DTD 11/01/2022 2.600% 09/01/2027	30329QAA1	25,693,242.58	JPMCHAS		93.59	24,045,239.46	591,471.30	67,475.28	3.49	4.50
FHMS KX1 AFX	DTD 12/01/2017 3.000% 10/01/2027	3137FCKD5	70,500,000.00	JPMCHAS		95.30	67,188,551.55	720,270.30	(113,636.76)	3.51	4.36
FHMS K072 A2	DTD 01/01/2018 3.444% 12/01/2027	3137FEB02	12,923,000.00	TOR DOM		96.66	12,491,759.88	(8,213.79)	(76,651.81)	3.57	4.37
FRESB 2023-SB105 A5	DTD 05/01/2023 3.740% 04/01/2028	30332AAA1	33,405,100.16	WELLS_F		96.46	32,222,302.40	(348,371.76)	(452,380.87)	3.92	4.66
FRESB 2023-SB106 ASF	DTD 06/01/2023 3.960% 05/01/2028	35802AAE3	13,987,291.06	JPMCHAS		97.05	13,574,805.85	279.75	(43,144.62)	3.97	4.71
FRESB 2023-SB107 ASF	DTD 07/01/2023 4.090% 05/01/2028	30332EAA3	24,983,922.34	WELLSFA		97.83	24,440,746.88	(0.01)	(51,301.64)	3.96	4.64



Managed Account Fair Market Value & Analytics

For the Month Ending December 31, 2023

SAN BERNARDINO COUNTY - 76990800

Security Type/Description	Dated Date/Coupon/Maturity	CUSIP	Par	Broker	Next Call Date	Market Price	Market Value	Unreal G/L On Cost	Unreal G/L Amort Cost	Effective Duration	YTM at Mkt
Federal Agency Commercial Mortgage-Backed Security											
FHMS K079 AM		3137FGZU2	11,350,000.00	PIPER J		97.96	11,118,231.30	(151,077.29)	(162,241.33)	4.01	4.44
DTD 08/01/2018 3.930% 06/01/2028											
FRESB 2023-SB108 ASF		30333AAA0	24,976,284.21	JPMCHAS		99.03	24,733,384.85	295,389.51	253,249.18	4.02	4.49
DTD 08/01/2023 4.250% 06/01/2028											
FHMS K505 A2		3137HACX2	75,000,000.00	JPMCHAS		101.64	76,229,922.00	480,822.00	550,339.15	3.86	4.41
DTD 07/01/2023 4.819% 06/01/2028											
FHMS K079 A2		3137FGZT5	100,000,000.00	TOR DOM		98.25	98,254,789.00	(163,179.75)	(350,013.40)	4.00	4.36
DTD 08/01/2018 3.926% 06/01/2028											
FNA 2023-M5 ZA2		3136BOCS6	10,000,000.00	WELLS_F		100.53	10,052,899.10	76,336.60	74,328.04	3.85	4.37
DTD 07/01/2023 4.500% 07/01/2028											
FNA 2023-M6 A2		3136BQDE6	25,000,000.00	JPMCHAS		99.30	24,824,188.25	261,688.25	224,195.21	4.02	4.36
DTD 07/01/2023 4.190% 07/01/2028											
FHMS KJ47 A1		3137HAMN3	10,958,198.35	JPMCHAS		102.43	11,224,852.41	266,708.85	266,706.25	3.32	4.68
DTD 09/01/2023 5.272% 08/01/2028											
FRESB 2023-SB110 ASF		30333HAA5	20,496,694.53	JPMCHAS		99.80	20,455,274.81	765,412.16	738,215.56	4.13	4.63
DTD 10/01/2023 4.580% 08/01/2028											
FRESB 2023-SB109 ASF		30333MAA4	24,994,330.50	WELLSFA		97.28	24,313,820.80	485.83	(33,793.45)	4.14	5.06
DTD 09/01/2023 4.390% 08/01/2028											
FHMS K506 A2		3137HAMH6	50,000,000.00	WELLSFA		101.16	50,578,027.00	1,317,677.00	1,277,591.06	4.00	4.37
DTD 09/01/2023 4.650% 08/01/2028											
FHMS K508 A2		3137HAQ74	50,000,000.00	BMO		101.51	50,755,387.00	1,852,187.00	1,811,317.53	4.02	4.38
DTD 10/01/2023 4.740% 08/01/2028											
FRESB 2023-SB111 ASF		30334CAA5	24,998,489.40	WELLS_F		100.25	25,062,220.55	623,422.33	610,532.11	4.19	4.65
DTD 11/01/2023 4.710% 09/01/2028											
FHMS K507 A2		3137HAM52	50,000,000.00	WELLS_F		101.84	50,918,597.50	1,516,247.50	1,488,464.28	4.05	4.36
DTD 09/01/2023 4.800% 09/01/2028											
FHMS K509 A2		3137HAST4	75,000,000.00	MORGAN_		102.01	76,505,232.75	3,896,457.75	3,823,183.64	4.09	4.37
DTD 10/01/2023 4.850% 09/01/2028											
FHMS K510 A2		3137HB3D4	32,000,000.00	JPM		102.83	32,906,171.20	998,683.20	996,815.77	4.10	4.41
DTD 11/01/2023 5.069% 10/01/2028											
FHMS K747 A2		3137H5DX2	34,000,000.00	CANTFIT		90.10	30,634,237.66	346,347.03	(53,187.73)	4.46	4.32
DTD 01/01/2022 2.050% 11/01/2028											
FHMS K512 A2		3137HBCF9	38,000,000.00	JPMCHAS		102.75	39,045,407.36	690,563.36	692,481.56	4.30	4.37
DTD 12/01/2023 5.000% 11/01/2028											



Managed Account Fair Market Value & Analytics

For the Month Ending December 31, 2023

SAN BERNARDINO COUNTY - 76990800

Security Type / Description	Dated Date / Coupon / Maturity	CUSIP	Par	Broker	Next Call Date	Market Price	Market Value	Unreal G/L On Cost	Unreal G/L Amort Cost	Effective Duration	YTM at Mkt
FHMS K752 A2		3137HAGZ3	25,000,000.00	MS		99.38	24,846,182.75	849,907.75	797,776.61	5.46	4.39
DTD 08/01/2023 4.284% 07/01/2030											
FRESB 2023-SB111 A7F		30334CAB3	15,000,000.00	WELLS_F		98.40	14,759,806.50	489,151.50	477,955.19	5.76	4.72
DTD 11/01/2023 4.440% 09/01/2030											
FHMS K753 A2		3137HB2L7	82,000,000.00	WELLS_F		99.95	81,958,329.24	5,317,275.24	5,224,677.30	5.69	4.41
DTD 11/01/2023 4.400% 10/01/2030											

Security Type Sub-Total **1,955,215,426.57** **1,916,323,082.84** **(20,069,112.28)** **(13,420,755.65)** **3.01** **4.60**

Security Type / Note	Par	Broker	Next Call Date	Market Price	Market Value	Unreal G/L On Cost	Unreal G/L Amort Cost	Effective Duration	YTM at Mkt
FEDERAL HOME LOAN BANK NOTES	100,000,000.00	LOOP		99.94	99,940,900.00	(59,100.00)	(59,100.00)	0.09	5.44
DTD 04/17/2023 4.860% 02/01/2024									
FEDERAL HOME LOAN BANK NOTES	100,000,000.00	GREAT P		99.95	99,947,900.00	(52,100.00)	(52,100.00)	0.09	5.45
DTD 04/20/2023 4.950% 02/01/2024									
FEDERAL HOME LOAN BANK NOTES	100,000,000.00	LOOP		99.94	99,944,800.00	(55,200.00)	(55,200.00)	0.09	5.44
DTD 04/18/2023 4.910% 02/01/2024									
FANNIE MAE NOTES	100,000,000.00	JPM_CHAS		99.72	99,722,600.00	94,600.00	(270,257.93)	0.10	5.31
DTD 02/08/2019 2.500% 02/05/2024									
FHLB BONDS	50,000,000.00	BARCLAYS		99.66	49,827,500.00	4,500.00	(168,327.30)	0.12	5.36
DTD 02/15/2019 2.500% 02/13/2024									
FEDERAL HOME LOAN BANK NOTES	30,000,000.00	WELLS_F		99.47	29,842,170.00	(123,630.00)	(155,016.38)	0.17	5.38
DTD 03/25/2022 2.125% 02/28/2024									
FEDERAL HOME LOAN BANK NOTES	100,000,000.00	GREAT P		99.96	99,959,700.00	(40,300.00)	(40,300.00)	0.18	5.46
DTD 06/05/2023 5.315% 03/01/2024									
FEDERAL HOME LOAN BANKS NOTES	50,000,000.00	CANTFIT		99.59	49,793,800.00	629,000.00	(100,218.18)	0.20	5.40
DTD 02/12/2014 3.250% 03/08/2024									
FHLMC (CALLABLE) NOTES	25,000,000.00	CANTFIT		98.46	24,616,025.00	(383,975.00)	(383,975.00)	0.34	5.29
DTD 04/29/2020 0.570% 04/29/2024									
FEDERAL FARM CREDIT BANK NOTES	40,000,000.00	CITIGRP		99.02	39,606,360.00	(339,640.00)	(383,593.49)	0.38	5.26
DTD 05/16/2022 2.625% 05/16/2024									
FHLMC (CALLABLE) NOTES	25,000,000.00	WELLS_F		98.20	24,550,425.00	(449,575.00)	(449,575.00)	0.39	5.23
DTD 05/20/2020 0.510% 05/20/2024									
FHLMC (CALLABLE) NOTES	25,000,000.00	INCAPIT		98.20	24,549,500.00	(450,500.00)	(450,500.00)	0.39	5.22
DTD 05/20/2020 0.500% 05/20/2024									



Managed Account Fair Market Value & Analytics

For the Month Ending December 31, 2023

SAN BERNARDINO COUNTY - 76990800

Security Type/Description	Dated Date/Coupon/Maturity	CUSIP	Par	Broker	Next Call Date	Market Price	Market Value	Unreal G/L On Cost	Unreal G/L Amort Cost	Effective Duration	YTM at Mkt
Federal Agency Bond / Note											
FEDERAL HOME LOAN BANK NOTES	DTD 11/07/2022 4.875% 06/14/2024	3130ATVC8	50,000,000.00	MS		99.83	49,914,050.00	(149,950.00)	(104,740.04)	0.46	5.25
FEDERAL HOME LOAN BANK NOTES	DTD 06/10/2022 2.750% 06/28/2024	3130ASD55	50,000,000.00	FHN		98.82	49,407,750.00	(476,250.00)	(564,527.70)	0.50	5.21
FEDERAL HOME LOAN BANK NOTES	DTD 12/11/2023 5.315% 07/01/2024	3130AY3J3	100,000,000.00	GREAT P		100.06	100,055,700.00	55,700.00	55,700.00	0.50	5.20
FANNIE MAE NOTES	DTD 07/08/2019 1.750% 07/02/2024	3135G0V75	25,000,000.00	CITI		98.32	24,579,725.00	(201,275.00)	(398,254.67)	0.50	5.16
FEDERAL HOME LOAN BANK NOTES	DTD 07/08/2022 3.000% 07/08/2024	3130ASME6	25,000,000.00	CITIGRP		98.89	24,723,050.00	(228,450.00)	(264,410.33)	0.52	5.18
FEDERAL HOME LOAN BANK NOTES	DTD 12/28/2023 5.115% 08/01/2024	3130AYC61	100,000,000.00	GREAT P		99.96	99,962,100.00	(37,900.00)	(37,900.00)	0.59	5.19
FEDERAL HOME LOAN BANK NOTES	DTD 08/15/2014 2.875% 09/13/2024	3130A2UW4	25,000,000.00	WELLSFAR		98.54	24,636,050.00	(1,814,700.00)	(568,461.01)	0.70	5.00
FEDERAL HOME LOAN BANK NOTES	DTD 08/15/2014 2.875% 09/13/2024	3130A2UW4	25,000,000.00	MORGANST		98.54	24,636,050.00	(1,797,275.00)	(566,227.40)	0.70	5.00
FEDERAL HOME LOAN BANK NOTES	(CALLABLE)	3130AMVF6	23,630,000.00	TOR DOM	03/17/24	96.77	22,866,538.33	622,910.43	(94,710.75)	0.23	5.07
FEDERAL HOME LOAN BANK NOTES	(CALLABLE)	3130AMVV1	41,600,000.00	TOR DOM	03/23/24	96.74	40,242,134.40	1,099,862.40	(158,313.95)	0.24	5.04
FEDERAL FARM CREDIT BANK NOTES	DTD 06/23/2021 0.430% 09/23/2024	3133ENP79	50,000,000.00	MORGAN_		99.46	49,730,150.00	(265,850.00)	(268,378.04)	0.73	4.99
FEDERAL HOME LOAN BANK NOTES	DTD 10/28/2022 4.500% 10/03/2024	3130ATT31	75,000,000.00	WELLS_F		99.68	74,762,625.00	(155,625.00)	(205,416.08)	0.75	4.92
FANNIE MAE NOTES	DTD 10/18/2019 1.625% 10/15/2024	3135G0W66	25,000,000.00	CITI		97.49	24,372,850.00	(584,400.00)	(620,400.00)	0.79	4.89
FEDERAL FARM CREDIT BANK NOTES	DTD 11/18/2022 4.500% 11/18/2024	3133ENZ94	50,000,000.00	DAIWA		99.68	49,838,700.00	(108,300.00)	(138,017.60)	0.88	4.87
FFCB NOTES	DTD 11/18/2021 0.875% 11/18/2024	3133ENEJ5	75,000,000.00	WELLS_F		96.60	72,452,325.00	(2,461,425.00)	(2,522,335.13)	0.88	4.85
FEDERAL HOME LOAN BANK NOTES	DTD 11/06/2014 2.750% 12/13/2024	3130A3GE8	10,000,000.00	JEFFERIE		98.07	9,807,330.00	(708,300.00)	(290,176.05)	0.95	4.84



Managed Account Fair Market Value & Analytics

For the Month Ending December 31, 2023

SAN BERNARDINO COUNTY - 76990800

Security Type/Description	Dated Date/Coupon/Maturity	CUSIP	Par	Broker	Next Call Date	Market Price	Market Value	Unreal G/L On Cost	Unreal G/L Amort Cost	Effective Duration	YTM at Mkt
Federal Agency Bond / Note											
FEDERAL HOME LOAN BANK NOTES	DTD 11/06/2014 2.750% 12/13/2024	3130A3GE8	25,000,000.00	INTL_FCS		98.07	24,518,325.00	(1,866,175.00)	(743,485.08)	0.95	4.84
FEDERAL HOME LOAN BANK NOTES	DTD 11/06/2014 2.750% 12/13/2024	3130A3GE8	25,000,000.00	WELLSFAR		98.07	24,518,325.00	(1,769,175.00)	(725,142.30)	0.95	4.84
FEDERAL HOME LOAN BANK NOTES	DTD 12/22/2021 1.000% 12/20/2024	3130A0F40	25,000,000.00	WELLS_F		96.40	24,100,650.00	459,150.00	(354,719.20)	0.97	4.83
FEDERAL HOME LOAN BANK NOTES	DTD 12/22/2021 1.000% 12/20/2024	3130A0F40	25,000,000.00	BARCLAY		96.40	24,100,650.00	435,650.00	(364,140.49)	0.97	4.83
FFCB NOTES	DTD 01/11/2022 1.125% 01/06/2025	3133ENKS8	38,000,000.00	JPMCHAS		96.36	36,618,054.00	(1,296,446.00)	(1,352,871.30)	1.01	4.83
FANNIE MAE NOTES	DTD 01/10/2020 1.625% 01/07/2025	3135G0X24	75,000,000.00	BARCLAYS		96.84	72,631,800.00	(2,128,950.00)	(2,319,405.59)	1.01	4.84
FREDDIE MAC NOTES	DTD 02/14/2020 1.500% 02/12/2025	3137EAE0	50,000,000.00	WELLSFAR		96.55	48,274,100.00	(1,687,400.00)	(1,717,292.88)	1.11	4.71
FEDERAL FARM CREDIT BANK NOTES	DTD 02/15/2022 1.750% 02/14/2025	3133ENPG9	30,000,000.00	WELLS_F		96.80	29,039,970.00	(879,930.00)	(930,038.22)	1.11	4.71
FFCB BONDS	DTD 02/21/2023 4.750% 02/21/2025	3133EPBH7	75,000,000.00	WELLS_F		100.02	75,017,175.00	(730,575.00)	(441,371.69)	1.11	4.72
FEDERAL HOME LOAN BANKS NOTES	DTD 03/03/2023 5.000% 02/28/2025	3130AV7L0	23,000,000.00	WELLS_F		100.30	23,069,138.00	99,498.00	86,820.20	1.13	4.73
FEDERAL HOME LOAN BANKS NOTES	DTD 02/17/2015 2.375% 03/14/2025	3130A4CH3	25,840,000.00	DAIWA		97.40	25,168,289.20	(1,489,805.20)	(857,853.84)	1.19	4.61
FFCB BONDS	DTD 03/28/2023 4.000% 03/28/2025	3133EPER2	50,000,000.00	TOR DOM		99.28	49,637,500.00	(148,900.00)	(230,424.49)	1.22	4.60
FANNIE MAE NOTES	DTD 04/24/2020 0.625% 04/22/2025	3135G03U5	50,000,000.00	CITIGRP		95.07	47,533,150.00	(2,363,850.00)	(2,439,914.14)	1.31	4.54
FHLMC (CALLABLE) NOTES	DTD 05/06/2020 0.700% 05/06/2025	3134GVPR3	25,000,000.00	PIPER J		95.05	23,761,350.00	(1,238,650.00)	(1,238,650.00)	1.35	4.52
FEDERAL HOME LOAN BANKS NOTES	DTD 06/12/2023 4.625% 06/06/2025	3130AWER7	41,000,000.00	CITIGRP		100.14	41,057,646.00	91,676.00	82,147.60	1.40	4.52
FANNIE MAE NOTES	DTD 06/19/2020 0.500% 06/17/2025	3135G04Z3	50,000,000.00	WELLS_F		94.40	47,200,550.00	(2,695,950.00)	(2,769,205.76)	1.46	4.49
FREDDIE MAC NOTES	DTD 07/23/2020 0.375% 07/21/2025	3137EAEU9	45,000,000.00	WELLS_F		93.97	42,284,295.00	(2,491,605.00)	(2,646,042.34)	1.56	4.43



Managed Account Fair Market Value & Analytics

For the Month Ending December 31, 2023

SAN BERNARDINO COUNTY - 76990800

Security Type/Description	Dated Date/Coupon/Maturity	CUSIP	Par	Broker	Next Call Date	Market Price	Market Value	Unreal G/L On Cost	Unreal G/L Amort Cost	Effective Duration	YTM at Mkt
Federal Agency Bond / Note											
FANNIE MAE NOTES	3135G05X7	50,000,000.00	BARCLAY			93.64	46,820,500.00	(2,945,500.00)	(3,102,269.74)	1.65	4.41
DTD 08/27/2020 0.375% 08/25/2025											
FREDDIE MAC (CALLABLE) NOTES	3134GWA22	19,900,000.00	OPCO			93.85	18,675,493.30	(1,224,506.70)	(1,224,506.70)	1.67	4.41
DTD 09/02/2020 0.550% 09/02/2025											
FEDERAL HOME LOAN BANK NOTES	3130AK5E2	14,000,000.00	WELLS_F			93.61	13,105,274.00	(852,726.00)	(880,595.16)	1.67	4.37
DTD 09/11/2020 0.375% 09/04/2025											
FREDDIE MAC NOTES	3137EAEX3	20,000,000.00	CITIGRP			93.41	18,682,960.00	(1,256,840.00)	(1,296,214.23)	1.73	4.37
DTD 09/25/2020 0.375% 09/23/2025											
FANNIE MAE NOTES	3135G06G3	45,000,000.00	BARCLAY			93.24	41,956,425.00	(2,882,475.00)	(2,983,770.72)	1.85	4.34
DTD 11/12/2020 0.500% 11/07/2025											
FEDERAL HOME LOAN BANK NOTES	3130ALCV4	58,700,000.00	CITIGRP		02/24/24	92.51	54,304,074.40	1,285,060.40	(431,859.81)	0.18	4.44
(CALLABLE)											
DTD 02/24/2021 0.750% 02/24/2026											
FEDERAL HOME LOAN BANK NOTES	3130AV6J6	50,000,000.00	WELLS_F			100.53	50,267,350.00	(755,150.00)	(497,617.35)	2.10	4.24
DTD 03/01/2023 4.500% 03/13/2026											
FEDERAL HOME LOAN BANKS NOTES	3130AGFP5	49,535,000.00	MS			96.07	47,585,847.29	165,347.83	(318,540.46)	2.39	4.21
DTD 05/10/2019 2.500% 06/12/2026											
FEDERAL HOME LOAN BANK (CALLABLE)	3130ANXZ8	50,000,000.00	TOR DOM		03/29/24	91.95	45,976,850.00	824,350.00	(223,645.26)	0.27	4.33
NOTES											
DTD 09/29/2021 0.900% 06/29/2026											
FFCB BONDS	3133EPSW6	50,000,000.00	DAIWA			100.88	50,439,600.00	554,600.00	539,910.22	2.89	4.19
DTD 08/14/2023 4.500% 08/14/2026											
FEDERAL HOME LOAN BANK NOTES	3130APAZ8	50,000,000.00	CITI		09/30/24	91.62	45,811,050.00	436,050.00	(483,778.27)	0.75	4.29
(CALLABLE)											
DTD 09/23/2021 1.030% 09/30/2026											
FEDERAL HOME LOAN BANK NOTES	3130APJ55	34,770,000.00	CITIGRP		01/26/24	92.02	31,996,327.56	769,390.56	(87,001.97)	0.11	4.28
(CALLABLE)											
DTD 10/26/2021 1.250% 10/26/2026											
FEDERAL HOME LOAN BANK NOTES	3130APJ55	48,940,000.00	CITIGRP		01/26/24	92.02	45,035,958.32	934,900.82	(272,187.68)	0.11	4.28
(CALLABLE)											
DTD 10/26/2021 1.250% 10/26/2026											
FEDERAL HOME LOAN BANK NOTES	3130APVJ1	50,000,000.00	CITIGRP		01/23/24	92.50	46,251,950.00	1,196,950.00	45,030.55	0.10	4.28
(CALLABLE)											
DTD 11/23/2021 1.500% 11/23/2026											



Managed Account Fair Market Value & Analytics

For the Month Ending December 31, 2023

SAN BERNARDINO COUNTY - 76990800

Security Type/Description	Dated Date/Coupon/Maturity	CUSIP	Par	Broker	Next Call Date	Market Price	Market Value	Unreal G/L On Cost	Unreal G/L Amort Cost	Effective Duration	YTM at Mkt
Federal Agency Bond / Note											
FANNIE MAE NOTES (CALLABLE)	DTD 12/18/2020 0.875% 12/18/2026	3135G06L2	44,500,000.00	DIRECT	03/18/24	90.69	40,356,293.50	1,254,143.50	(170,595.14)	0.25	4.25
FEDERAL HOME LOAN BANK NOTES	DTD 12/22/2021 1.250% 12/21/2026	3130A0F65	50,000,000.00	WELLS_F		92.11	46,053,300.00	1,519,300.00	57,763.20	2.93	4.10
FEDERAL HOME LOAN BANK NOTES (CALLABLE)		3130AKK88	39,805,000.00	CITIGRP	03/30/24	89.85	35,763,120.69	759,797.84	(196,319.43)	0.00	4.24
FEDERAL HOME LOAN BANK NOTES	DTD 12/30/2020 0.600% 12/30/2026	3130ALDA9	22,500,000.00	INSPERE	02/26/24	90.46	20,352,982.50	421,357.50	(155,921.94)	0.19	4.26
FEDERAL HOME LOAN BANK NOTES (CALLABLE)		3130ALGL2	25,000,000.00	LOOP CA	02/26/24	91.01	22,752,400.00	446,900.00	(168,521.63)	0.19	4.19
FEDERAL HOME LOAN BANK NOTES	DTD 02/26/2021 1.115% 02/26/2027	3130ALCE2	25,000,000.00	CITIGRP	02/26/24	90.23	22,556,500.00	461,500.00	(183,837.61)	0.19	4.26
FEDERAL HOME LOAN BANK NOTES (CALLABLE)		3130ALGL2	25,510,000.00	LOOP CA	02/26/24	91.01	23,216,548.96	543,260.96	(94,331.10)	0.19	4.19
FEDERAL HOME LOAN BANK NOTES	DTD 02/26/2021 1.115% 02/26/2027	3130AL5A8	37,400,000.00	LOOP CA	02/26/24	90.17	33,722,832.00	1,229,712.00	61,407.24	0.19	4.26
FEDERAL FARM CREDIT BANK NOTES	DTD 01/06/2023 4.000% 01/06/2028	3133EN5N6	50,000,000.00	DAIWA		100.15	50,073,050.00	158,050.00	141,292.06	3.68	3.96
FEDERAL HOME LOAN BANKS NOTES	DTD 07/14/2023 4.000% 06/30/2028	3133EM5P3	33,652,000.00	WELLSFA		100.33	15,048,900.00	88,800.00	85,036.68	0.00	3.92
FANNIE MAE NOTES (CALLABLE)	DTD 09/20/2021 1.300% 09/20/2028	3136G43D3	25,000,000.00	CITIGRP	09/25/24	85.72	21,430,100.00	185,600.00	(324,892.75)	0.74	4.16
FEDERAL HOME LOAN BANKS NOTES	DTD 09/25/2020 0.810% 09/25/2028										
Security Type Sub-Total			3,157,282,000.00				3,060,614,033.17	(24,588,175.34)	(40,786,113.52)	0.83	4.81
Corporate Note											



Managed Account Fair Market Value & Analytics

For the Month Ending December 31, 2023

SAN BERNARDINO COUNTY - 76990800

Security Type/Description	Dated Date/Coupon/Maturity	CUSIP	Par	Broker	Next Call Date	Market Price	Market Value	Unreal G/L On Cost	Unreal G/L Amort Cost	Effective Duration	YTM at Mkt
Corporate Note											
JOHN DEERE CAPITAL CORP CORPORATE NOTES		24422EVX4	3,000,000.00	RBC		99.88	2,996,403.00	(3,117.00)	(3,591.08)	0.03	5.20
DTD 01/10/2022 0.900% 01/10/2024											
BANK OF NY MELLON CORP NOTES (CALLABLE)		06406HCS6	6,957,000.00	JPMCHAS	01/05/24	99.67	6,933,756.66	(429,253.86)	(25,341.59)	0.02	7.11
DTD 02/04/2014 3.650% 02/04/2024											
TOYOTA MOTOR CREDIT CORP CORPORATE NOTES		89236TJX4	20,000,000.00	JPMCHAS		99.30	19,859,980.00	(127,620.00)	(138,645.99)	0.23	5.57
DTD 03/22/2022 2.500% 03/22/2024											
AMAZON.COM INC CORPORATE NOTES		023135CD6	50,000,000.00	JPMCHAS		99.23	49,614,800.00	(385,200.00)	(385,200.00)	0.29	5.43
DTD 04/13/2022 2.730% 04/13/2024											
BANK ON NY MELLON CORP FLT NOTES (CALLAB		06406RAT4	15,000,000.00	JPM	03/26/24	99.97	14,994,900.00	(5,100.00)	(5,100.00)	0.01	5.65
DTD 04/26/2021 5.580% 04/26/2024											
BANK OF NY MELLON CORP NOTES (CALLABLE)		06406RAS6	35,000,000.00	JPM	03/26/24	98.40	34,440,875.00	(521,675.00)	(555,161.31)	0.25	5.54
DTD 04/26/2021 0.500% 04/26/2024											
JOHN DEERE CAPITAL CORP CORPORATE NOTES		24422EVQ9	30,000,000.00	LOOP		97.87	29,362,260.00	(600,240.00)	(632,319.14)	0.44	5.44
DTD 06/10/2021 0.450% 06/07/2024											
TOYOTA MOTOR CREDIT CORP CORPORATE NOTES		89236TJH9	15,000,000.00	CITIGRP		97.69	14,653,185.00	(328,965.00)	(344,062.58)	0.47	5.58
DTD 06/18/2021 0.500% 06/18/2024											
TOTOTA MOTOR CREDIT CORP NOTE (FLOAT)		89236TJJ5	20,000,000.00	CITIGRP		99.93	19,985,140.00	(14,860.00)	(14,860.00)	0.01	5.65
DTD 06/18/2021 5.580% 06/18/2024											
JOHN DEERE CAPITAL CORP CORPORATE NOTES		24422EVU0	15,000,000.00	CITIGRP		96.88	14,532,660.00	(457,590.00)	(465,089.32)	0.70	5.25
DTD 09/10/2021 0.625% 09/10/2024											
TOYOTA MOTOR CREDIT CORP CORPORATE NOTES		89236TJN6	40,000,000.00	JPMCHAS		96.84	38,735,720.00	(1,245,480.00)	(1,259,888.76)	0.70	5.26
DTD 09/13/2021 0.625% 09/13/2024											



Managed Account Fair Market Value & Analytics

For the Month Ending December 31, 2023

SAN BERNARDINO COUNTY - 76990800

Security Type/Description	CUSIP	Par	Broker	Next Call Date	Market Price	Market Value	Unreal G/L On Cost	Unreal G/L Amort Cost	Effective Duration	YTM at Mkt
Corporate Note										
JOHN DEERE CAPITAL CORP CORPORATE NOTES	24422EWM7	15,000,000.00	CITIGRP		99.56	14,934,375.00	(56,025.00)	(61,895.31)	0.77	5.12
DTD 10/11/2022 4.550% 10/11/2024										
BANK OF NY MELLON CORP (CALLABLE) CORP	06406RAX5	50,000,000.00	JPMCHAS	09/25/24	96.55	48,273,500.00	(1,694,000.00)	(1,717,663.32)	0.74	5.21
DTD 10/25/2021 0.850% 10/25/2024										
BANK OF NY MELLON CORP FLT NOTES (CALLAB	06406RAY3	50,000,000.00	JPMCHAS	09/25/24	99.75	49,873,700.00	(126,300.00)	(126,300.00)	0.01	5.60
DTD 10/25/2021 5.520% 10/25/2024										
AMAZON.COM INC CORPORATE NOTES	023135CM6	25,000,000.00	JPMCHAS		99.61	24,903,075.00	(80,175.00)	(89,273.77)	0.90	5.13
DTD 12/01/2022 4.700% 11/29/2024										
JOHN DEERE CAPITAL CORP CORPORATE NOTES	24422EVY2	10,000,000.00	RBC		96.47	9,647,110.00	(348,190.00)	(351,281.88)	1.02	4.81
DTD 01/10/2022 1.250% 01/10/2025										
TOYOTA MOTOR CREDIT CORP CORPORATE NOTES	89236TKN4	15,000,000.00	BARCLAY		99.83	14,974,050.00	(19,500.00)	(22,632.10)	1.00	4.97
DTD 01/12/2023 4.800% 01/10/2025										
JOHN DEERE CAPITAL CORP CORPORATE NOTES	24422EWB1	7,000,000.00	MITSU		96.93	6,785,408.00	(211,582.00)	(213,408.32)	1.17	4.81
DTD 03/07/2022 2.125% 03/07/2025										
AMAZON.COM INC CORPORATE NOTES	023135CE4	50,000,000.00	JPMCHAS		97.84	48,921,050.00	(999,450.00)	(1,045,002.92)	1.27	4.75
DTD 04/13/2022 3.000% 04/13/2025										
BANK OF NY MELLON CORP (CALLABLE) CORP N	06406RBC0	50,000,000.00	CITIGRP	03/25/25	97.92	48,962,450.00	(1,030,550.00)	(1,034,481.51)	1.22	4.99
DTD 04/26/2022 3.350% 04/25/2025										
JOHN DEERE CAPITAL CORP CORPORATE NOTES	24422EWM5	5,000,000.00	JPMCHAS		100.40	5,020,220.00	23,020.00	22,224.94	1.40	4.65
DTD 06/08/2023 4.950% 06/06/2025										
BANK OF NY MELLON CORP CORP NOTES (CALLA	06406RBF3	20,000,000.00	JPMCHAS	06/13/24	99.03	19,806,040.00	(193,960.00)	(193,960.00)	0.46	4.12
DTD 06/13/2022 3.430% 06/13/2025										
MET TOWER GLOBAL FUNDING NOTES	58989V2E3	35,000,000.00	JPMCHAS		98.30	34,406,260.00	(559,440.00)	(577,184.62)	1.43	4.92
DTD 06/13/2022 3.700% 06/13/2025										



Managed Account Fair Market Value & Analytics

For the Month Ending December 31, 2023

SAN BERNARDINO COUNTY - 76990800

Security Type/Description	Dated Date/Coupon/Maturity	CUSIP	Par	Broker	Next Call Date	Market Price	Market Value	Unreal G/L On Cost	Unreal G/L Amort Cost	Effective Duration	YTM at Mkt
Corporate Note											
TOYOTA MOTOR CREDIT CORP CORPORATE NOTES		89236TKC8	15,000,000.00	BOFA		98.73	14,810,055.00	(175,695.00)	(182,846.00)	1.45	4.84
DTD 06/30/2022 3.950% 06/30/2025											
JOHN DEERE CAPITAL CORP CORPORATE NOTES		24422EWJ4	7,000,000.00	CREDITA		99.07	6,935,173.00	(61,327.00)	(62,859.85)	1.63	4.62
DTD 09/08/2022 4.050% 09/08/2025											
WALMART INC CORPORATE NOTES		931142EW9	5,000,000.00	BARCLAY		99.06	4,952,885.00	(43,615.00)	(45,144.65)	1.64	4.48
DTD 09/09/2022 3.900% 09/09/2025											
NESTLE HOLDINGS INC CORP NOTE		641062BA1	5,000,000.00	BAML		99.00	4,949,810.00	(48,540.00)	(49,255.75)	1.64	4.62
DTD 09/13/2022 4.000% 09/12/2025											
TOYOTA MOTOR CREDIT CORP CORPORATE NOTES		89236TKK0	25,000,000.00	RBC CAP		101.59	25,396,500.00	426,000.00	414,776.00	1.79	4.50
DTD 11/10/2022 5.400% 11/10/2025											
BANK OF NY MELLON (CALLABLE) NOTES		06405LACS	5,000,000.00	JPMCHAS	11/21/24	99.99	4,999,455.00	(545.00)	(545.00)	0.88	5.23
DTD 11/22/2022 5.224% 11/21/2025											
AMAZON.COM INC CORPORATE NOTES		023135CN4	25,000,000.00	JPMCHAS		100.24	25,060,725.00	62,225.00	61,683.03	1.86	4.46
DTD 12/01/2022 4.600% 12/01/2025											
MET LIFE GLOB FUNDING I NOTES		592179KD6	15,000,000.00	BAML		100.46	15,068,325.00	68,325.00	68,325.00	1.90	4.76
DTD 01/06/2023 5.000% 01/06/2026											
JOHN DEERE CAPITAL CORP CORPORATE NOTES		24422EWPO	15,000,000.00	RBC CAP		100.53	15,078,795.00	85,845.00	83,548.60	1.91	4.52
DTD 01/09/2023 4.800% 01/09/2026											
PROCTER & GAMBLE CO/THE CORPORATE NOTES		742718FY0	10,000,000.00	CITIGRP		99.39	9,938,890.00	(54,410.00)	(56,488.47)	1.98	4.41
DTD 01/26/2023 4.100% 01/26/2026											
WALMART INC CORPORATE NOTES (CALLABLE)		931142FA6	15,000,000.00	MIZUHO	03/15/26	99.40	14,910,540.00	(82,860.00)	(84,417.91)	2.12	4.27
DTD 04/18/2023 4.000% 04/15/2026											
APPLE INC CORP NOTES (CALLABLE)		037833ESS	30,000,000.00	BARCLAY	05/08/24	100.02	30,007,200.00	7,200.00	7,200.00	0.36	4.41
DTD 05/10/2023 4.421% 05/08/2026											
TOYOTA MOTOR CREDIT CORP CORPORATE NOTES		89236TKT1	25,000,000.00	MORGAN_		99.75	24,937,275.00	(48,225.00)	(51,241.42)	2.28	4.56
DTD 05/18/2023 4.450% 05/18/2026											



Managed Account Fair Market Value & Analytics

For the Month Ending December 31, 2023

SAN BERNARDINO COUNTY - 76990800

Security Type/Description	Dated Date/Coupon/Maturity	CUSIP	Par	Broker	Next Call Date	Market Price	Market Value	Unreal G/L On Cost	Unreal G/L Amort Cost	Effective Duration	YTM at Mkt
Corporate Note											
JOHN DEERE CAPITAL CORP CORPORATE NOTES		24422EWX3	5,000,000.00	JPMCHAS		100.71	5,035,635.00	38,535.00	37,987.28	2.33	4.44
DTD 06/08/2023 4.750% 06/08/2026											
WELLS FARGO CORP NOTES (CALLABLE)		9498836F9	40,000,000.00	WELLS_F	11/09/26	101.27	40,509,080.00	509,080.00	509,080.00	2.69	4.79
DTD 12/11/2023 5.254% 12/11/2026											

Security Type Sub-Total **823,957,000.00** **815,207,260.66** **(8,733,259.86)** **(8,590,317.72)** **1.00** **5.04**

Commercial Paper											
TOYOTA MOTOR CREDIT CORP COMM PAPER		89233GA30	50,000,000.00	TOYOTA		99.92	49,962,350.00	880,683.33	(22,344.44)	0.01	9.04
DTD 09/05/2023 0.000% 01/03/2024											
MICROSOFT CORP COMM PAPER		59515MA39	50,000,000.00	WILLIAM		99.92	49,962,450.00	176,325.00	(22,800.00)	0.01	9.02
DTD 12/01/2023 0.000% 01/03/2024											
CHARTA LLC COMM PAPER		16115VA82	50,000,000.00	BK AMER		99.85	49,924,350.00	712,586.11	(22,080.56)	0.03	6.82
DTD 09/27/2023 0.000% 01/08/2024											
JUPITER SECURITIZATION COMPANY COMM PAPE		4820P2AA3	50,000,000.00	CHASE		99.82	49,908,300.00	1,316,077.78	(21,700.00)	0.03	6.61
DTD 07/12/2023 0.000% 01/10/2024											
CRC FUNDING LLC COMM PAPER		12619TAK0	25,000,000.00	CITIGRP		99.68	24,920,750.00	356,958.33	(10,375.00)	0.06	6.03
DTD 09/26/2023 0.000% 01/19/2024											
TOYOTA MOTOR CREDIT CORP COMM PAPER		89233GAK2	50,000,000.00	TOYOTA		99.68	49,841,850.00	884,516.67	(20,150.00)	0.06	6.01
DTD 09/05/2023 0.000% 01/19/2024											
JUPITER SEC CO LLC		4820P2AK1	50,000,000.00	CHASE		99.68	49,839,100.00	216,877.78	(24,900.00)	0.06	6.12
DTD 11/29/2023 0.000% 01/19/2024											
BOFA SECURITIES INC COMM PAPER (FLOAT)		06054NB26	50,000,000.00	BOFA		99.46	49,731,050.00	1,162,008.33	(18,727.78)	0.00	5.90
DTD 08/02/2023 0.000% 02/02/2024											
MICROSOFT CORP COMM PAPER		59515MB79	50,000,000.00	CASTLE		99.40	49,699,250.00	222,875.00	(27,875.00)	0.12	5.73
DTD 11/27/2023 0.000% 02/07/2024											
CHARIOT FUNDING LLC COMM PAPER		15963TBM0	50,000,000.00	CHASE		99.17	49,584,550.00	66,327.78	(31,533.33)	0.16	5.80
DTD 12/19/2023 0.000% 02/21/2024											



Managed Account Fair Market Value & Analytics

For the Month Ending December 31, 2023

SAN BERNARDINO COUNTY - 76990800

Security Type/Description	Dated Date/Coupon/Maturity	CUSIP	Par	Broker	Next Call Date	Market Price	Market Value	Unreal G/L On Cost	Unreal G/L Amort Cost	Effective Duration	YTM at Mkt
Commercial Paper											
JP MORGAN SECURITIES LLC COMM PAPER	46640PC19	50,000,000.00	CHASE			99.03	49,513,950.00	1,520,227.78	(36,883.33)	0.18	5.79
DTD 06/06/2023 0.000% 03/01/2024											
MICROSOFT CORP COMM PAPER	59515MC11	50,000,000.00	BARCLAY			99.05	49,525,800.00	310,494.44	(30,033.34)	0.19	5.65
DTD 11/16/2023 0.000% 03/01/2024											
MICROSOFT CORP COMM PAPER	59515MC45	50,000,000.00	WILLIAM			99.01	49,503,150.00	304,150.00	(29,600.00)	0.19	5.65
DTD 11/16/2023 0.000% 03/04/2024											
METLIFE SHORT TERM FUND COMM PAPER	59157TC50	48,580,000.00	CHASE			98.99	48,087,495.96	200,570.63	(30,454.26)	0.19	5.67
DTD 11/28/2023 0.000% 03/05/2024											
CRC FUNDING LLC COMM PAPER	12619TC77	50,000,000.00	CITIGRP			98.96	49,478,950.00	450,200.00	(12,300.00)	0.20	5.66
DTD 11/02/2023 0.000% 03/07/2024											
JOHN DEERE CAPITAL CORP COMM PAPER	24422LC76	50,000,000.00	DIRECT			98.95	49,477,250.00	172,166.67	(29,583.33)	0.20	5.68
DTD 12/04/2023 0.000% 03/07/2024											
METLIFE SHORT TERM FUND COMM PAPER	59157TCL5	50,000,000.00	CITIGRP			98.76	49,380,200.00	208,075.00	(30,591.67)	0.24	5.65
DTD 11/28/2023 0.000% 03/20/2024											
MICROSOFT CORP COMM PAPER	59515MD10	50,000,000.00	WILLIAM			98.59	49,295,400.00	163,150.00	(29,683.33)	0.28	5.59
DTD 12/06/2023 0.000% 04/01/2024											
MICROSOFT CORP COMM PAPER	59515MDJ1	50,000,000.00	BARCLAY			98.33	49,167,300.00	218,494.44	(33,200.00)	0.33	5.59
DTD 11/27/2023 0.000% 04/18/2024											
CRC FUNDING LLC COMM PAPER	12619TDJ0	50,000,000.00	CITIGRP			98.32	49,161,250.00	215,333.33	(19,750.00)	0.32	5.63
DTD 11/30/2023 0.000% 04/18/2024											
METLIFE SHORT TERM FUND COMM PAPER	59157TDJ9	50,000,000.00	CITIGRP			98.33	49,162,550.00	139,716.67	(37,950.00)	0.32	5.63
DTD 12/08/2023 0.000% 04/18/2024											
CAFCO LLC COMM PAPER	1247P2D30	50,000,000.00	CITIGRP			98.30	49,149,050.00	99,300.00	(36,450.00)	0.32	5.72
DTD 12/14/2023 0.000% 04/18/2024											
TOYOTA MOTOR CREDIT CORP COMM PAPER	89233GE10	50,000,000.00	TOYOTA			98.15	49,074,600.00	469,808.33	7,308.33	0.37	5.56
DTD 11/01/2023 0.000% 05/01/2024											
MICROSOFT CORP COMM PAPER	59515ME19	50,000,000.00	WILLIAM			98.15	49,074,500.00	224,083.33	(28,083.34)	0.37	5.56
DTD 11/27/2023 0.000% 05/01/2024											
METLIFE SHORT TERM FUNDING COMM PAPER	59157TE25	50,000,000.00	CITIGRP			98.12	49,057,750.00	220,250.00	(27,250.00)	0.37	5.62
DTD 11/27/2023 0.000% 05/02/2024											
BOFA SECURITIES INC COMM PAPER	06054NJ36	50,000,000.00	BK AMER			96.26	48,130,800.00	144,550.00	(34,450.00)	0.70	5.66
DTD 12/08/2023 0.000% 09/03/2024											



Managed Account Fair Market Value & Analytics

For the Month Ending December 31, 2023

SAN BERNARDINO COUNTY - 76990800

Security Type/Description	Dated Date/Coupon/Maturity	CUSIP	Par	Broker	Next Call Date	Market Price	Market Value	Unreal G/L On Cost	Unreal G/L Amort Cost	Effective Duration	YTM at Mkt
Security Type Sub-Total			1,273,580,000.00			1,259,613,995.96	11,055,806.73	(661,440.38)		0.21	6.06

Certificate of Deposit

WELLS FARGO BANK NA CERT DEPOS	DTD 04/10/2023 5.050% 01/03/2024	95001KJV7	100,000,000.00	WELLS_F		99.99	99,991,226.40	(8,773.60)	(8,773.60)	0.01	5.88
WELLS FARGO BANK NA CERT DEPOS	DTD 04/10/2023 5.000% 02/01/2024	95001KJW5	100,000,000.00	WELLS_F		99.93	99,934,145.60	(65,854.40)	(65,854.40)	0.10	5.54

Security Type Sub-Total

200,000,000.00 **199,925,372.00** **(74,628.00)** **(74,628.00)** **0.06** **5.71**

Bank Note

WELLS FARGO BANK NA BANK NOTES (CALLABLE)	DTD 08/09/2023 5.550% 08/01/2025	9498816B8	10,000,000.00	WELLSFA	07/01/25	101.01	10,100,920.00	108,120.00	106,676.02	1.51	4.88
WELLS FARGO BANK NA BANK NOTES (CALLABLE)	DTD 08/09/2023 5.450% 08/07/2026	9498816D4	10,000,000.00	WELLSFA	07/07/26	101.66	10,165,990.00	166,790.00	166,683.97	2.42	4.76

Security Type Sub-Total

20,000,000.00 **20,266,910.00** **274,910.00** **273,359.99** **1.97** **4.82**

Asset-Backed Security

MBALT 2021-B A3	DTD 06/29/2021 0.400% 11/15/2024	58769KAD6	1,487,388.55	JPMCHAS		99.70	1,482,869.57	(4,406.68)	(4,489.97)	0.03	0.75
TAOT 2022-B A2A	DTD 04/13/2022 2.350% 01/15/2025	89238FAB9	296,095.98	MITSU		99.90	295,798.85	(284.22)	(292.26)	0.03	2.45
BMWLT 2023-1 A2	DTD 02/15/2023 5.270% 02/25/2025	05593AAB5	2,595,871.89	BAML		99.93	2,593,961.85	(1,737.67)	(1,812.11)	0.22	5.34
BMWLT 2022-1 A3	DTD 01/19/2022 1.100% 03/25/2025	05601XAC3	2,145,025.69	MITSU		99.49	2,134,011.20	(10,693.81)	(10,890.47)	0.12	1.52
HART 2022-B A2A	DTD 07/20/2022 3.640% 05/15/2025	44918MAB6	2,450,002.39	BARCLAY		99.67	2,441,853.68	(8,024.49)	(8,088.41)	0.14	3.89
JDOT 2022-B A2	DTD 07/20/2022 3.730% 06/16/2025	47800AAB6	3,188,554.92	RBC		99.70	3,178,847.05	(9,370.20)	(9,538.72)	0.15	3.94
HAROT 2021-2 A3	DTD 05/26/2021 0.330% 08/15/2025	43811JAC1	3,350,448.41	WELLS_F		98.07	3,285,627.95	(24,248.63)	(46,201.45)	0.33	1.54



Managed Account Fair Market Value & Analytics

For the Month Ending December 31, 2023

SAN BERNARDINO COUNTY - 76990800

Security Type/Description	Dated Date/Coupon/Maturity	CUSIP	Par	Broker	Next Call Date	Market Price	Market Value	Unreal G/L On Cost	Unreal G/L Amort Cost	Effective Duration	YTM at Mkt
Asset-Backed Security											
HAROT 2021-2 A3		43811JAC1	6,365,851.98	CITIGRP		98.07	6,242,693.12	(122,910.59)	(123,063.54)	0.33	1.54
DDT 05/26/2021 0.330% 08/15/2025											
JDOT 2022-C A2		47800BAB4	16,869,353.52	CITIGRP		99.85	16,843,427.01	(25,322.58)	(25,579.73)	0.26	5.08
DDT 10/19/2022 4.980% 08/15/2025											
TLOT 2023-A A2		89239MAB3	4,672,108.05	BARCLAY		99.81	4,663,245.06	(8,681.71)	(8,736.41)	0.50	5.42
DDT 04/18/2023 5.300% 08/20/2025											
BWMLT 2023-2 A2		055979AB4	3,500,000.00	JPMCHAS		100.26	3,509,168.60	9,364.25	9,341.93	0.59	5.78
DDT 10/11/2023 5.950% 08/25/2025											
MBART 2022-1 A2		58768PAB0	5,148,096.75	SMBC		99.90	5,143,158.70	(4,609.10)	(4,735.02)	0.22	5.32
DDT 11/22/2022 5.260% 10/15/2025											
HAROT 2023-1 A2		43815JAB9	4,729,211.86	CITIGRP		99.82	4,720,704.01	(8,223.63)	(8,314.76)	0.42	5.32
DDT 02/24/2023 5.220% 10/21/2025											
TAOT 2021-B A3		89190GAC1	15,070,481.95	CITIGRP		97.74	14,729,233.49	(339,625.37)	(340,559.88)	0.36	1.48
DDT 06/14/2021 0.260% 11/17/2025											
MBALT 2023-A A2		58768RAB6	18,708,987.07	JPMCHAS		99.83	18,677,254.76	(31,513.41)	(31,566.93)	0.44	5.33
DDT 05/24/2023 5.240% 11/17/2025											
HART 2022-C A2A		44933DAB7	19,803,171.38	SMBC		99.89	19,780,956.18	(20,989.38)	(21,453.50)	0.22	5.41
DDT 11/09/2022 5.350% 11/17/2025											
BWMLT 2023-1 A3		05593AAC3	6,150,000.00	BAML		99.86	6,141,645.84	(8,207.79)	(8,253.98)	0.79	5.24
DDT 02/15/2023 5.160% 11/25/2025											
HART 2023-A A2A		448979AB0	9,892,739.61	BAML		99.82	9,874,925.75	(17,242.06)	(17,396.41)	0.39	5.29
DDT 04/12/2023 5.190% 12/15/2025											
MBART 2023-1 A2		58770AAB9	1,980,701.01	MITSU		99.80	1,976,799.62	(3,833.06)	(3,854.52)	0.29	5.19
DDT 01/25/2023 5.090% 01/15/2026											
TAOT 2023-A A2		891940AB4	4,851,676.15	BAML		99.81	4,842,279.91	(9,200.22)	(9,261.15)	0.33	5.15
DDT 01/30/2023 5.050% 01/15/2026											
TAOT 2021-C A3		89239BAC5	7,061,657.03	BARC		97.37	6,876,093.63	(185,000.59)	(185,296.50)	0.45	1.74
DDT 09/27/2021 0.430% 01/15/2026											
HART 2021-B A3		44934KAC8	7,858,734.40	CITIGRP		97.87	7,691,621.56	(165,378.41)	(166,321.08)	0.38	1.44
DDT 07/28/2021 0.380% 01/15/2026											
TAOT 2022-D A2A		89239HAB4	14,436,731.35	RBC CAP		99.86	14,416,914.05	(19,657.06)	(19,714.74)	0.33	5.34
DDT 11/08/2022 5.270% 01/15/2026											
HAROT 2021-4 A3		43815GAC3	5,398,279.96	BK AMER		97.02	5,237,380.45	(159,761.55)	(160,336.90)	0.60	2.36
DDT 11/24/2021 0.880% 01/21/2026											



Managed Account Fair Market Value & Analytics

For the Month Ending December 31, 2023

SAN BERNARDINO COUNTY - 76990800

Security Type/Description	Dated Date/Coupon/Maturity	CUSIP	Par	Broker	Next Call Date	Market Price	Market Value	Unreal G/L On Cost	Unreal G/L Amort Cost	Effective Duration	YTM at Mkt
Asset-Backed Security											
JDOT 2021-B A3		47789QAC4	8,225,627.31	MITSU		97.39	8,011,188.50	(213,705.09)	(214,091.17)	0.53	1.72
DTD 07/21/2021 0.520% 03/16/2026											
JDOT 2023-A A2		47800CAB2	20,306,387.22	MITSU		99.80	20,265,238.36	(40,436.11)	(40,631.96)	0.46	5.38
DTD 03/02/2023 5.280% 03/16/2026											
HAROT 2023-3 A2		43815QAB3	7,000,000.00	BK AMER		100.20	7,013,702.50	14,365.40	14,272.21	0.69	5.62
DTD 08/22/2023 5.710% 03/18/2026											
TAOT 2021-D A3		89238JAC9	4,951,887.03	RBC		97.07	4,806,728.40	(145,053.16)	(145,104.00)	0.52	2.02
DTD 11/15/2021 0.710% 04/15/2026											
HAROT 2023-2 A2		43792TAB2	5,500,000.00	BARCLAY		99.98	5,499,023.75	(646.80)	(714.51)	0.60	5.42
DTD 05/30/2023 5.410% 04/15/2026											
TLOT 2023-A A3		89239MAC1	14,000,000.00	BARCLAY		99.81	13,973,218.00	(24,340.40)	(24,914.11)	1.19	5.02
DTD 04/18/2023 4.930% 04/20/2026											
BMWOT 2023-A A2A		05592XAB6	3,000,000.00	TD		100.14	3,004,283.70	4,419.30	4,396.97	0.57	5.65
DTD 07/18/2023 5.720% 04/27/2026											
HART 2021-C A3		44935FAD6	3,797,827.44	SMBC		97.33	3,696,449.75	(100,530.02)	(100,930.60)	0.52	1.89
DTD 11/17/2021 0.740% 05/15/2026											
HART 2023-B A2A		44933XAB3	5,000,000.00	BARCLAY		100.19	5,009,711.50	9,810.00	9,794.14	0.60	5.68
DTD 07/19/2023 5.770% 05/15/2026											
TAOT 2023-B A2A		891941AB2	5,683,994.45	RBC CAP		99.84	5,675,103.55	(8,759.60)	(8,786.51)	0.48	5.35
DTD 05/23/2023 5.280% 05/15/2026											
TAOT 2022-A A3		89239KAC5	3,499,281.76	MIZUHO		97.23	3,402,289.37	(96,397.51)	(96,658.42)	0.55	2.39
DTD 01/31/2022 1.230% 06/15/2026											
JDOT 2023-B A2		477920AB8	5,000,000.00	BK AMER		100.05	5,002,564.50	2,860.00	2,808.98	0.67	5.57
DTD 06/28/2023 5.590% 06/15/2026											
MBART 2021-1 A3		58772WAC7	11,740,222.64	MIZUHO		97.06	11,395,235.02	(343,452.00)	(344,190.91)	0.50	1.68
DTD 09/22/2021 0.460% 06/15/2026											
HAROT 2023-4 A2		438123AB7	6,000,000.00	JPM		100.58	6,034,759.20	35,223.00	35,198.69	0.97	5.62
DTD 11/08/2023 5.870% 06/22/2026											
TAOT 2023-C A2A		89231FAB6	3,000,000.00	BNP DIR		100.11	3,003,417.00	3,600.30	3,577.10	0.63	5.55
DTD 08/15/2023 5.600% 08/17/2026											
JDOT 2023-C A2		47787CAB9	8,750,000.00	RBC		100.40	8,784,600.13	35,186.38	35,133.29	0.79	5.60
DTD 09/19/2023 5.760% 08/17/2026											
BMWOT 2022-A A3		05602RAD3	13,668,014.25	RBC		98.31	13,437,412.98	(229,890.53)	(230,160.70)	0.69	3.88
DTD 05/18/2022 3.210% 08/25/2026											



Managed Account Fair Market Value & Analytics

For the Month Ending December 31, 2023

SAN BERNARDINO COUNTY - 76990800

Security Type/Description	Dated Date/Coupon/Maturity	CUSIP	Par	Broker	Next Call Date	Market Price	Market Value	Unreal G/L On Cost	Unreal G/L Amort Cost	Effective Duration	YTM at Mkt
Asset-Backed Security											
FORDO 2023-C A2A	DTD 11/21/2023 5.680% 09/15/2026	344940AB7	4,250,000.00	SMBC		100.39	4,266,444.95	16,830.42	16,816.19	0.93	5.53
TAOT 2022-B A3	DTD 04/13/2022 2.930% 09/15/2026	89238FAD5	12,000,000.00	MITSU		98.02	11,762,392.80	(237,326.40)	(237,435.52)	0.71	3.70
GMCAR 2023-3 A2A	DTD 07/19/2023 5.740% 09/16/2026	36267KAB3	2,250,000.00	WELLSFA		100.18	2,254,030.88	4,071.60	4,065.75	0.57	5.67
JDOT 2022-A A3	DTD 03/16/2022 2.320% 09/16/2026	47787JAC2	6,760,333.14	BOFA		97.69	6,603,931.48	(154,906.28)	(155,502.61)	0.73	3.21
BMWLT 2023-2 A3	DTD 10/11/2023 5.990% 09/25/2026	055979AC2	3,000,000.00	JPMCHAS		101.44	3,043,058.40	43,119.30	43,115.05	1.37	5.42
MBART 2023-2 A2	DTD 10/25/2023 5.920% 11/16/2026	58769FAB1	4,500,000.00	BK AMER		100.74	4,533,078.60	33,280.20	33,268.99	0.91	5.64
GMCAR 2023-4 A2A	DTD 10/11/2023 5.890% 11/16/2026	379930AB6	5,750,000.00	BMO		100.44	5,775,029.18	25,577.15	25,540.85	0.84	5.73
TAOT 2023-D A2A	DTD 11/14/2023 5.800% 11/16/2026	89239FAB8	7,000,000.00	JPM		100.58	7,040,770.80	40,876.50	40,872.24	0.93	5.58
HART 2022-B A3	DTD 07/20/2022 3.720% 11/16/2026	44918MAD2	11,000,000.00	BARCLAY		98.52	10,837,217.60	(162,778.00)	(162,779.48)	0.92	4.27
HART 2023-C A2A	DTD 11/13/2023 5.800% 01/15/2027	44918CAB8	6,255,000.00	BNP		100.52	6,287,506.61	32,799.34	32,787.99	0.96	5.61
MBALT 2023-A A3	DTD 05/24/2023 4.740% 01/15/2027	58768RAC4	20,000,000.00	JPMCHAS		99.59	19,918,226.00	(81,078.00)	(81,194.00)	1.40	4.88
JDOT 2022-B A3	DTD 07/20/2022 3.740% 02/16/2027	47800AAC4	8,600,000.00	RBC		98.29	8,452,512.58	(146,666.12)	(146,926.46)	1.11	4.33
HART 2023-A A3	DTD 04/12/2023 4.580% 04/15/2027	448979AD6	14,000,000.00	BAML		99.29	13,901,112.40	(97,521.20)	(97,767.60)	1.38	4.81
HAROT 2023-1 A3	DTD 02/24/2023 5.040% 04/21/2027	43815JAC7	6,500,000.00	CITIGRP		100.01	6,500,425.75	1,633.45	1,385.86	1.47	5.04
AMXCA 2022-2 A	DTD 05/24/2022 3.390% 05/17/2027	02582JTB8	20,000,000.00	BARCLAY		97.97	19,594,044.00	(401,532.00)	(402,959.65)	1.30	4.03
JDOT 2022-C A3	DTD 10/19/2022 5.090% 06/15/2027	47800BAC2	28,961,000.00	CITIGRP		100.02	28,967,588.63	8,836.00	8,255.65	1.33	5.08
HART 2022-C A3	DTD 11/09/2022 5.390% 06/15/2027	44933DAD3	48,500,000.00	SMBC		100.38	48,685,667.70	185,900.50	185,842.54	1.17	5.27



Managed Account Fair Market Value & Analytics

For the Month Ending December 31, 2023

SAN BERNARDINO COUNTY - 76990800

Security Type/Description	Dated Date/Coupon/Maturity	CUSIP	Par	Broker	Next Call Date	Market Price	Market Value	Unreal G/L On Cost	Unreal G/L Amort Cost	Effective Duration	YTM at Mkt
Asset-Backed Security											
MBART 2022-1 A3		58768PAC8	20,500,000.00	SMBC		100.12	20,524,048.55	28,103.45	27,153.08	1.13	5.17
DTD 11/22/2022 5.210% 08/16/2027											
TAOT 2023-A A3		891940AC2	13,000,000.00	BAML		99.45	12,928,870.50	(71,123.00)	(71,124.29)	1.43	4.79
DTD 01/30/2023 4.630% 09/15/2027											
TAOT 2022-D A3		89239HAD0	70,500,000.00	RBC CAP		100.40	70,779,603.00	286,561.35	284,916.01	1.41	5.18
DTD 11/08/2022 5.300% 09/15/2027											
AMXCA 2022-4 A		02582JXJ9	33,000,000.00	BARCLAY		100.52	33,171,758.40	173,395.20	173,011.14	1.66	4.80
DTD 11/03/2022 4.950% 10/15/2027											
HAROT 2023-2 A3		43792TAC0	4,000,000.00	BARCLAY		100.46	4,018,254.40	18,902.40	18,816.53	1.85	4.80
DTD 05/30/2023 4.930% 11/15/2027											
MBART 2023-1 A3		58770AAC7	6,630,000.00	MITSU		99.39	6,589,356.77	(39,847.63)	(40,002.22)	1.31	4.68
DTD 01/25/2023 4.510% 11/15/2027											
JDOT 2023-A A3		47800CAC0	22,000,000.00	MITSU		100.20	22,044,341.00	48,349.40	47,638.19	1.66	4.95
DTD 03/02/2023 5.010% 11/15/2027											
CCCT 2023-A1 A1		17305EGW9	9,000,000.00	CITIGRP		100.88	9,078,824.70	79,953.30	79,938.58	3.58	4.98
DTD 12/01/2023 5.230% 12/01/2027											
TAOT 2023-B A3		891941AD8	12,500,000.00	RBC CAP		99.90	12,487,117.50	(12,183.75)	(12,273.87)	1.77	4.74
DTD 05/23/2023 4.710% 02/15/2028											
HAROT 2023-3 A3		43815QAC1	6,500,000.00	BK AMER		101.39	6,590,338.95	91,679.25	91,571.44	1.87	5.04
DTD 08/22/2023 5.410% 02/18/2028											
BMWOT 2023-A A3		05592XAD2	3,000,000.00	TD		101.27	3,037,977.60	38,509.20	38,456.45	1.78	5.13
DTD 07/18/2023 5.470% 02/25/2028											
JDOT 2023-B A3		477920AC6	4,000,000.00	BK AMER		100.96	4,038,240.40	38,907.60	38,835.15	1.95	4.93
DTD 06/28/2023 5.180% 03/15/2028											
DCEMT 2023-A1 A		254683CY9	45,000,000.00	RBC CAP		99.30	44,685,139.50	(312,250.50)	(312,634.75)	2.04	4.49
DTD 04/11/2023 4.310% 03/15/2028											
VZMT 2023-2 A		92348KBL6	35,000,000.00	RBC CAP		99.84	34,945,435.00	(54,015.50)	(54,091.49)	1.74	4.93
DTD 04/25/2023 4.890% 04/13/2028											
TAOT 2023-C A3		89231FAD2	2,000,000.00	BNP DIR		100.86	2,017,218.80	17,671.20	17,634.36	1.91	4.94
DTD 08/15/2023 5.160% 04/17/2028											
HART 2023-B A3		44933XAD9	5,000,000.00	BARCLAY		101.40	5,069,855.00	70,072.00	70,051.23	1.85	5.12
DTD 07/19/2023 5.480% 04/17/2028											
JDOT 2023-C A3		47787CAC7	6,750,000.00	RBC		101.71	6,865,344.68	115,808.40	115,783.32	2.02	5.04
DTD 09/19/2023 5.480% 05/15/2028											



Managed Account Fair Market Value & Analytics

For the Month Ending December 31, 2023

SAN BERNARDINO COUNTY - 76990800

Security Type/Description	Dated Date/Coupon/Maturity	CUSIP	Par	Broker	Next Call Date	Market Price	Market Value	Unreal G/L On Cost	Unreal G/L Amort Cost	Effective Duration	YTM at Mkt
Asset-Backed Security											
AMXCA 2023-1 A	06/14/2023 4.870% 05/15/2028	025821JZ4	14,000,000.00	RBC		100.77	14,107,899.40	109,141.20	109,002.30	2.18	4.67
COMET 2023-A1 A	05/24/2023 4.420% 05/15/2028	14041NGD7	50,000,000.00	RBC CAP		99.59	49,793,555.00	(194,980.00)	(196,380.02)	2.19	4.52
DCEM 2023-A2 A	06/28/2023 4.930% 06/15/2028	254683CZ6	25,000,000.00	BK AMER		100.80	25,200,027.50	203,405.00	203,056.82	2.25	4.73
GMCAR 2023-3 A3	07/19/2023 5.450% 06/16/2028	36267KAD9	5,000,000.00	WELLSFA		101.54	5,077,132.00	77,325.00	77,307.14	1.93	5.06
HAROT 2023-4 A3	11/08/2023 5.670% 06/21/2028	438123ACS	2,250,000.00	JPM		102.11	2,297,493.23	47,889.45	47,878.30	2.15	5.14
TAOT 2023-D A3	11/14/2023 5.540% 08/15/2028	89239FAD4	3,250,000.00	JPM		101.94	3,312,979.48	63,329.83	63,321.30	2.25	5.07
HART 2023-C A3	11/13/2023 5.540% 10/16/2028	44918CAD4	2,750,000.00	BNP		101.84	2,800,693.78	51,055.40	51,046.78	2.26	5.11

Security Type Sub-Total			907,090,745.14				904,679,941.60	(2,290,530.09)	(2,331,120.75)	1.24	4.67
Managed Account Sub-Total			14,578,708,340.76				14,253,099,437.60	(27,131,778.91)	(102,353,829.27)	1.35	4.94
Securities Sub-Total			\$14,578,708,340.76			\$14,253,099,437.60	(27,131,778.91)	(102,353,829.27)		1.35	4.94%
Accrued Interest						\$54,803,500.81					
Total Investments						\$14,307,902,938.41					



Managed Account Security Transactions & Interest

For the Month Ending December 31, 2023

SAN BERNARDINO COUNTY - 76990800

Transaction Type	Trade	Settle	Security Description	CUSIP	Par	Principal Proceeds	Accrued Interest	Total	Realized G/L Cost	Realized G/L Amort Cost	Sale Method
BUY											
	11/30/23	12/01/23	CRC FUNDING LLC COMM PAPER DTD 11/30/2023 0.000% 04/18/2024	12619TDJ0	50,000,000.00	(48,945,916.67)	0.00	(48,945,916.67)			
	12/01/23	12/05/23	MICROSOFT CORP COMM PAPER DTD 12/01/2023 0.000% 01/03/2024	59515MA39	50,000,000.00	(49,786,125.00)	0.00	(49,786,125.00)			
	12/04/23	12/04/23	FEDERATED GOVT OBLIGATIONS FUND	608919718	68,000,000.00	(68,000,000.00)	0.00	(68,000,000.00)			
	12/04/23	12/05/23	JOHN DEERE CAPITAL CORP COMM PAPER	24422LC76	50,000,000.00	(49,305,083.33)	0.00	(49,305,083.33)			
	12/04/23	12/11/23	DTD 12/04/2023 0.000% 03/07/2024 WELLS FARGO CORP NOTES (CALLABLE)	94988J6F9	40,000,000.00	(40,000,000.00)	0.00	(40,000,000.00)			
	12/04/23	12/11/23	CCCTI 2023-A1 A1 DTD 12/01/2023 5.230% 12/01/2027	17305EGW9	9,000,000.00	(8,998,871.40)	0.00	(8,998,871.40)			
	12/05/23	12/06/23	MICROSOFT CORP COMM PAPER DTD 12/06/2023 0.000% 04/01/2024	59515MD10	50,000,000.00	(49,132,250.00)	0.00	(49,132,250.00)			
	12/06/23	12/08/23	METLIFE SHORT TERM FUND COMM PAPER	59157TDJ9	50,000,000.00	(49,022,833.33)	0.00	(49,022,833.33)			
	12/07/23	12/07/23	DTD 12/08/2023 0.000% 04/18/2024 FEDERATED GOVT OBLIGATIONS FUND	608919718	41,000,000.00	(41,000,000.00)	0.00	(41,000,000.00)			
	12/07/23	12/07/23	CANTOR FITZGERALD REPO AGRMT DTD 12/07/2023 5.290% 12/14/2023	REI365288	100,000,000.00	(100,000,000.00)	0.00	(100,000,000.00)			
	12/08/23	12/08/23	BOFA SECURITIES INC COMM PAPER DTD 12/08/2023 0.000% 09/03/2024	06054NJ36	50,000,000.00	(47,986,250.00)	0.00	(47,986,250.00)			
	12/08/23	12/08/23	FIDELITY GOVT MM FUND 2642	31607A703	200,000,000.00	(200,000,000.00)	0.00	(200,000,000.00)			
	12/08/23	12/08/23	MORGAN STANLEY LIQ GOVT-INST FUND	61747C707	40,000,000.00	(40,000,000.00)	0.00	(40,000,000.00)			
	12/08/23	12/08/23	FEDERATED GOVT OBLIGATIONS FUND	608919718	400,000,000.00	(400,000,000.00)	0.00	(400,000,000.00)			
	12/08/23	12/11/23	FEDERAL HOME LOAN BANK NOTES DTD 12/11/2023 5.315% 07/01/2024	3130AY3J3	100,000,000.00	(100,000,000.00)	0.00	(100,000,000.00)			
	12/11/23	12/12/23	US TREASURY NOTES DTD 07/01/2019 1.875% 06/30/2026	912828780	50,000,000.00	(46,843,750.00)	(420,346.47)	(47,264,096.47)			
	12/11/23	12/12/23	US TREASURY NOTES DTD 06/30/2020 0.500% 06/30/2027	912828ZV5	50,000,000.00	(43,642,578.13)	(112,092.39)	(43,754,670.52)			



Managed Account Security Transactions & Interest

For the Month Ending December 31, 2023

SAN BERNARDINO COUNTY - 76990800

Transaction Type	Trade	Settle	Security Description	CUSIP	Par	Principal Proceeds	Accrued Interest	Total	Realized G/L Cost	Realized G/L Amort Cost	Sale Method
BUY	12/11/23	12/12/23	US TREASURY NOTES DTD 06/30/2020 0.500% 06/30/2027	912828ZV5	50,000,000.00	(43,646,484.38)	(112,092.39)	(43,758,576.77)			
	12/11/23	12/12/23	US TREASURY NOTES DTD 07/01/2019 1.875% 06/30/2026	9128287B0	50,000,000.00	(46,839,843.75)	(420,346.47)	(47,260,190.22)			
	12/11/23	12/21/23	FHMS K512 A2 DTD 12/01/2023 5.000% 11/01/2028	3137HBCF9	38,000,000.00	(38,354,844.00)	(105,555.56)	(38,460,399.56)			
	12/13/23	12/13/23	FEDERATED GOVT OBLIGATIONS FUND	608919718	19,000,000.00	(19,000,000.00)	0.00	(19,000,000.00)			
	12/13/23	12/14/23	CAFCO LLC COMM PAPER DTD 12/14/2023 0.000% 04/18/2024	1247P2DJ0	50,000,000.00	(49,049,750.00)	0.00	(49,049,750.00)			
	12/14/23	12/14/23	CANTOR FITZGERALD REPO AGRMT DTD 12/14/2023 5.270% 12/21/2023	RE1365296	100,000,000.00	(100,000,000.00)	0.00	(100,000,000.00)			
	12/18/23	12/18/23	FEDERATED GOVT OBLIGATIONS FUND	608919718	20,000,000.00	(20,000,000.00)	0.00	(20,000,000.00)			
	12/18/23	12/19/23	CHARIOT FUNDING LLC COMM PAPER DTD 12/19/2023 0.000% 02/21/2024	15963TBM0	50,000,000.00	(49,518,222.22)	0.00	(49,518,222.22)			
	12/18/23	12/19/23	US TREASURY NOTES DTD 06/30/2021 0.875% 06/30/2026	91282CCJ8	100,000,000.00	(92,082,031.25)	(408,967.39)	(92,490,998.64)			
	12/21/23	12/21/23	CANTOR FITZGERALD REPO AGRMT DTD 12/21/2023 5.270% 12/28/2023	RE1365304	100,000,000.00	(100,000,000.00)	0.00	(100,000,000.00)			
	12/21/23	12/21/23	FIDELITY GOVT MM FUND 2642	31607A703	60,000,000.00	(60,000,000.00)	0.00	(60,000,000.00)			
	12/26/23	12/26/23	FIDELITY GOVT MM FUND 2642	31607A703	88,000,000.00	(88,000,000.00)	0.00	(88,000,000.00)			
	12/26/23	12/26/23	FEDERATED GOVT OBLIGATIONS FUND	608919718	225,000,000.00	(225,000,000.00)	0.00	(225,000,000.00)			
	12/27/23	12/27/23	FEDERATED GOVT OBLIGATIONS FUND	608919718	100,000,000.00	(100,000,000.00)	0.00	(100,000,000.00)			
	12/27/23	12/27/23	FIDELITY GOVT MM FUND 2642	31607A703	66,000,000.00	(66,000,000.00)	0.00	(66,000,000.00)			
	12/27/23	12/28/23	FEDERAL HOME LOAN BANK NOTES DTD 12/28/2023 5.115% 08/01/2024	3130AYC61	100,000,000.00	(100,000,000.00)	0.00	(100,000,000.00)			
	12/28/23	12/28/23	FEDERATED GOVT OBLIGATIONS FUND	608919718	93,000,000.00	(93,000,000.00)	0.00	(93,000,000.00)			
	12/28/23	12/28/23	FIDELITY GOVT MM FUND 2642	31607A703	100,000,000.00	(100,000,000.00)	0.00	(100,000,000.00)			
	12/28/23	12/28/23	CANTOR FITZGERALD REPO AGRMT DTD 12/28/2023 5.380% 01/04/2024	RE1365312	100,000,000.00	(100,000,000.00)	0.00	(100,000,000.00)			
Transaction Type Sub-Total					2,907,000,000.00	(2,873,154,833.46)	(1,579,400.67)	(2,874,734,234.13)			
INTEREST											
	12/01/23	12/01/23	AMAZON.COM INC CORPORATE NOTES DTD 12/01/2022 4.600% 12/01/2025	023135CN4	25,000,000.00	0.00	575,000.00	575,000.00			



Managed Account Security Transactions & Interest

For the Month Ending December 31, 2023

SAN BERNARDINO COUNTY - 76990800

Transaction Type	Trade	Settle	Security Description	CUSIP	Par	Principal Proceeds	Accrued Interest	Total	Realized G/L Cost	Realized G/L Amort Cost	Sale Method
INTEREST											
	12/01/23	12/25/23	FR WN2460	3132XGWW2	9,385,000.00	0.00	33,942.42	33,942.42			
			DTD 10/01/2023 4.340% 06/01/2030								
	12/01/23	12/25/23	FHMS K729 A2	3137FQXJ7	8,250,000.00	0.00	17,359.38	17,359.38			
			DTD 01/01/2020 2.525% 10/01/2026								
	12/01/23	12/25/23	FRESB 2023-SB111 A5F	30334CAA5	25,000,000.00	0.00	98,125.00	98,125.00			
			DTD 11/01/2023 4.710% 09/01/2028								
	12/01/23	12/25/23	FR WN1250	3132XFL89	75,000,000.00	0.00	275,000.00	275,000.00			
			DTD 06/01/2023 4.400% 05/01/2028								
	12/01/23	12/25/23	FRESB 2022-SB97	30311SAA7	21,531,627.63	0.00	31,938.59	31,938.59			
			DTD 04/01/2022 1.780% 02/01/2027								
	12/01/23	12/25/23	FHMS K507 A2	3137HAMS2	50,000,000.00	0.00	200,000.00	200,000.00			
			DTD 09/01/2023 4.800% 09/01/2028								
	12/01/23	12/25/23	FR WN2432	3132XGV29	49,502,000.00	0.00	208,320.92	208,320.92			
			DTD 09/01/2023 5.050% 05/01/2028								
	12/01/23	12/25/23	FHMS K055 A2	3137BPW21	83,500,000.00	0.00	185,996.25	185,996.25			
			DTD 06/22/2016 2.673% 03/01/2026								
	12/01/23	12/25/23	FHMS KJ23 A1	3137FKSQ0	60,000,000.00	0.00	184,150.02	184,150.02			
			DTD 01/29/2019 3.683% 10/01/2025								
	12/01/23	12/25/23	FHMS KMP1 A2	3137FATE8	50,000,000.00	0.00	124,250.00	124,250.00			
			DTD 09/01/2017 2.982% 08/01/2024								
	12/01/23	12/25/23	FRESB 2023-SB110 A5F	30333HAA5	20,498,483.16	0.00	78,235.88	78,235.88			
			DTD 10/01/2023 4.580% 08/01/2028								
	12/01/23	12/25/23	FRESB 2023-SB109 A5F	3033MAAA4	24,996,317.64	0.00	91,444.85	91,444.85			
			DTD 09/01/2023 4.390% 08/01/2028								
	12/01/23	12/25/23	FRESB 2022-SB103 A5F	30329MAA0	7,870,636.11	0.00	13,642.43	13,642.43			
			DTD 10/01/2022 2.080% 06/01/2027								
	12/01/23	12/25/23	FR WN2409	3132XGVB9	42,540,000.00	0.00	173,705.00	173,705.00			
			DTD 08/01/2023 4.900% 06/01/2028								
	12/01/23	12/25/23	FHMS K736 A2	3137FNWX4	15,000,000.00	0.00	28,525.01	28,525.01			
			DTD 09/01/2019 2.282% 07/01/2026								
	12/01/23	12/25/23	FHMS K072 A2	3137FEBQ2	12,923,000.00	0.00	37,089.01	37,089.01			
			DTD 01/01/2018 3.444% 12/01/2027								
	12/01/23	12/25/23	FR WN2415	3132XGVH6	24,795,000.00	0.00	95,874.00	95,874.00			
			DTD 08/01/2023 4.640% 05/01/2030								



Managed Account Security Transactions & Interest

For the Month Ending December 31, 2023

SAN BERNARDINO COUNTY - 76990800

Transaction Type	Trade	Settle	Security Description	CUSIP	Par	Principal Proceeds	Accrued Interest	Total	Realized G/L Cost	Realized G/L Amort Cost	Sale Method
INTEREST											
12/01/23	12/25/23		FHMS K050 A2	3137BLW95	30,000,000.00	0.00	83,349.99	83,349.99			
			DTD 11/01/2015 3.334% 08/01/2025								
12/01/23	12/25/23		FHMS K042 A2	3137BFXT3	65,470,000.00	0.00	145,670.75	145,670.75			
			DTD 01/28/2015 2.670% 12/01/2024								
12/01/23	12/25/23		FHMS K062 A2	3137BUX60	28,867,855.00	0.00	82,105.00	82,105.00			
			DTD 02/01/2017 3.413% 12/01/2026								
12/01/23	12/25/23		FNA 2023-M5 2A2	3136B0CS6	10,000,000.00	0.00	37,500.00	37,500.00			
			DTD 07/01/2023 4.500% 07/01/2028								
12/01/23	12/25/23		FHLMC SERIES K037 A2	3137BYY9	24,323,029.37	0.00	70,739.45	70,739.45			
			DTD 03/01/2014 3.490% 01/01/2024								
12/01/23	12/25/23		FRESB 2023-SB108 ASF	30333AAA0	24,982,604.26	0.00	88,480.05	88,480.05			
			DTD 08/01/2023 4.250% 06/01/2028								
12/01/23	12/25/23		FR WN2397	3132XGUX2	33,757,000.00	0.00	140,654.17	140,654.17			
			DTD 07/01/2023 5.000% 02/01/2030								
12/01/23	12/25/23		FR WN2337	3132XGS31	62,975,000.00	0.00	228,284.38	228,284.38			
			DTD 04/01/2023 4.350% 01/01/2030								
12/01/23	12/25/23		FR WN2442	3132XGWC6	59,832,000.00	0.00	210,907.80	210,907.80			
			DTD 09/01/2023 4.230% 06/01/2030								
12/01/23	12/25/23		FHMS KJ21 A2	3137FHGE7	9,615,844.73	0.00	29,648.86	29,648.86			
			DTD 09/01/2018 3.700% 09/01/2026								
12/01/23	12/25/23		FHMS KJ39 A1	3137H73W1	37,779,271.02	0.00	86,577.49	86,577.49			
			DTD 04/01/2022 2.750% 04/01/2027								
12/01/23	12/25/23		FHMS K068 A2	3137FBBX3	81,306,000.00	0.00	219,797.19	219,797.19			
			DTD 10/27/2017 3.244% 08/01/2027								
12/01/23	12/25/23		FR WN1252	3132XFMA3	9,786,000.00	0.00	36,697.50	36,697.50			
			DTD 06/01/2023 4.500% 03/01/2028								
12/01/23	12/25/23		FHMS K733 A2	3137FJX07	3,310,012.73	0.00	10,343.79	10,343.79			
			DTD 11/09/2018 3.750% 08/01/2025								
12/01/23	12/25/23		FHMS K052 A1	3137BM7C4	50,000,000.00	0.00	137,833.35	137,833.35			
			DTD 12/01/2015 3.308% 09/01/2025								
12/01/23	12/25/23		FHMS K506 A2	3137HAMH6	50,000,000.00	0.00	193,750.00	193,750.00			
			DTD 09/01/2023 4.650% 08/01/2028								
12/01/23	12/25/23		FR WN2398	3132XGUY0	15,656,000.00	0.00	65,624.73	65,624.73			
			DTD 07/01/2023 5.030% 02/01/2030								



Managed Account Security Transactions & Interest

For the Month Ending December 31, 2023

SAN BERNARDINO COUNTY - 76990800

Transaction Type	Trade	Settle	Security Description	CUSIP	Par	Principal Proceeds	Accrued Interest	Total	Realized G/L Cost	Realized G/L Amort Cost	Sale Method
INTEREST											
	12/01/23	12/25/23	FHMS K079 A2	3137FGZT5	100,000,000.00	0.00	327,166.70	327,166.70			
			DTD 08/01/2018 3.926% 06/01/2028								
	12/01/23	12/25/23	FHMS K729 A2	3137FCM43	16,500,000.00	0.00	43,119.99	43,119.99			
			DTD 12/01/2017 3.136% 10/01/2024								
	12/01/23	12/25/23	FHMS K752 A2	3137HAGZ3	25,000,000.00	0.00	89,250.00	89,250.00			
			DTD 08/01/2023 4.284% 07/01/2030								
	12/01/23	12/25/23	FRESB 2021-SB83	30318NAA1	3,244,125.92	0.00	1,703.17	1,703.17			
			DTD 02/01/2021 0.670% 01/01/2026								
	12/01/23	12/25/23	FHMS K508 A2	3137HAQ74	50,000,000.00	0.00	197,500.00	197,500.00			
			DTD 10/01/2023 4.740% 08/01/2028								
	12/01/23	12/25/23	FR WN2458	3132XGWU6	24,652,000.00	0.00	103,949.27	103,949.27			
			DTD 10/01/2023 5.060% 06/01/2028								
	12/01/23	12/25/23	FHMS KJ36 A1	3137H4RZ5	687,447.20	0.00	743.59	743.59			
			DTD 12/01/2021 1.298% 12/01/2026								
	12/01/23	12/25/23	FRESB 2023-SB107 A5F	30332EAA3	24,987,407.79	0.00	85,165.43	85,165.43			
			DTD 07/01/2023 4.090% 05/01/2028								
	12/01/23	12/25/23	FHMS K747 A2	3137H5DX2	34,000,000.00	0.00	58,083.32	58,083.32			
			DTD 01/01/2022 2.050% 11/01/2028								
	12/01/23	12/25/23	FR WN2404	3132XGU61	30,648,000.00	0.00	110,332.80	110,332.80			
			DTD 07/01/2023 4.320% 04/01/2030								
	12/01/23	12/25/23	FRESB 2023-SB105 A5	30332AAA1	33,426,331.36	0.00	104,178.74	104,178.74			
			DTD 05/01/2023 3.740% 04/01/2028								
	12/01/23	12/25/23	FR WN2392	3132XGUS3	30,193,000.00	0.00	101,901.38	101,901.38			
			DTD 07/01/2023 4.050% 04/01/2030								
	12/01/23	12/25/23	FR WN1268	3132XFMS4	33,378,000.00	0.00	128,505.30	128,505.30			
			DTD 10/01/2023 4.620% 06/01/2028								
	12/01/23	12/25/23	FHLMC SERIES K049 A2	3137BLMZ8	10,000,000.00	0.00	25,083.33	25,083.33			
			DTD 10/01/2015 3.010% 07/01/2025								
	12/01/23	12/25/23	FHLMC MULTIFAMILY STRUCTURED P	3137FIG44	55,000,000.00	0.00	148,637.50	148,637.50			
			DTD 07/01/2017 3.243% 04/01/2027								
	12/01/23	12/25/23	FR WN2446	3132XGWG7	39,700,000.00	0.00	161,777.50	161,777.50			
			DTD 10/01/2023 4.890% 02/01/2030								
	12/01/23	12/25/23	FHMS K726 A1	3137BYLE8	25,000,000.00	0.00	56,250.00	56,250.00			
			DTD 06/01/2017 2.700% 10/01/2025								



Managed Account Security Transactions & Interest

For the Month Ending December 31, 2023

SAN BERNARDINO COUNTY - 76990800

Transaction Type	Trade	Settle	Security Description	CUSIP	Par	Principal Proceeds	Accrued Interest	Total	Realized G/L Cost	Realized G/L Amort Cost	Sale Method
INTEREST											
	12/01/23	12/25/23	FHMS K047 A2	3137BKRJ1	75,000,000.00	0.00	208,062.53	208,062.53			
			DTD 07/30/2015 3.329% 05/01/2025								
	12/01/23	12/25/23	FR WN2459	3132XGWW4	46,801,000.00	0.00	205,144.38	205,144.38			
			DTD 10/01/2023 5.260% 07/01/2030								
	12/01/23	12/25/23	FHLMC MULTIFAMILY STRUCTURED P	3137F2LJ3	36,557,817.00	0.00	94,958.93	94,958.93			
			DTD 08/01/2017 3.117% 06/01/2027								
	12/01/23	12/25/23	FHMS K347 A1	3137HAMN3	10,973,282.65	0.00	48,209.29	48,209.29			
			DTD 09/01/2023 5.272% 08/01/2028								
	12/01/23	12/25/23	FHMS K505 A2	3137HACX2	75,000,000.00	0.00	301,187.48	301,187.48			
			DTD 07/01/2023 4.819% 06/01/2028								
	12/01/23	12/25/23	FR WN2405	3132XGU79	26,814,000.00	0.00	96,306.95	96,306.95			
			DTD 07/01/2023 4.310% 04/01/2030								
	12/01/23	12/25/23	FHMS K732 AM	3137FG7G4	25,000,000.00	0.00	77,083.33	77,083.33			
			DTD 06/28/2018 3.700% 05/01/2025								
	12/01/23	12/25/23	FRESB 2022-SB104 A5F	30329QAA1	25,725,130.36	0.00	55,737.79	55,737.79			
			DTD 11/01/2022 2.600% 09/01/2027								
	12/01/23	12/25/23	FHMS K509 A2	3137HAST4	75,000,000.00	0.00	303,125.03	303,125.03			
			DTD 10/01/2023 4.850% 09/01/2028								
	12/01/23	12/25/23	FHMS K039 A2	3137BDCW4	23,937,949.75	0.00	65,889.20	65,889.20			
			DTD 09/01/2014 3.303% 07/01/2024								
	12/01/23	12/25/23	FHMS KGX1 AFX	3137FCKD5	70,500,000.00	0.00	176,250.00	176,250.00			
			DTD 12/01/2017 3.000% 10/01/2027								
	12/01/23	12/25/23	FR WN2389	3132XGUP9	43,850,000.00	0.00	169,918.75	169,918.75			
			DTD 07/01/2023 4.650% 05/01/2028								
	12/01/23	12/25/23	FRESB 2023-SB106 A5F	35802AAE3	13,991,903.30	0.00	46,173.29	46,173.29			
			DTD 06/01/2023 3.960% 05/01/2028								
	12/01/23	12/25/23	FNA 2023-M6 A2	3136BQDE6	25,000,000.00	0.00	87,291.68	87,291.68			
			DTD 07/01/2023 4.190% 07/01/2028								
	12/01/23	12/25/23	FHMS K053 A2	3137BN6G4	59,300,000.00	0.00	148,002.90	148,002.90			
			DTD 03/29/2016 2.995% 12/01/2025								
	12/01/23	12/25/23	FHMS K510 A2	3137HB3D4	32,000,000.00	0.00	135,173.34	135,173.34			
			DTD 11/01/2023 5.069% 10/01/2028								
	12/01/23	12/25/23	FR WN2421	3132XGVP8	32,235,000.00	0.00	107,987.25	107,987.25			
			DTD 09/01/2023 4.020% 06/01/2030								



Managed Account Security Transactions & Interest

For the Month Ending December 31, 2023

SAN BERNARDINO COUNTY - 76990800

Transaction Type	Trade	Settle	Security Description	CUSIP	Par	Principal Proceeds	Accrued Interest	Total	Realized G/L Cost	Realized G/L Amort Cost	Sale Method
INTEREST											
	12/01/23	12/25/23	FHMS KJ34 A1 DTD 07/01/2021 0.681% 06/01/2026	3137HILS3	2,693,153.34	0.00	1,528.37	1,528.37			
	12/01/23	12/25/23	FR WN2390 DTD 07/01/2023 4.920% 04/01/2028	3132XGUQ7	51,524,000.00	0.00	211,248.40	211,248.40			
	12/01/23	12/25/23	FHMS K045 A2 DTD 05/01/2015 3.023% 01/01/2025	3137BHXJ1	22,373,528.50	0.00	58,985.60	58,985.60			
	12/01/23	12/25/23	FHMS K046 A2 DTD 06/17/2015 3.205% 03/01/2025	3137BIP64	50,000,000.00	0.00	133,541.65	133,541.65			
	12/01/23	12/25/23	FRESB 2023-SB111 A7F DTD 11/01/2023 4.440% 09/01/2030	30334CAB3	15,000,000.00	0.00	55,500.00	55,500.00			
	12/01/23	12/25/23	FRESB 2021-SB82 A5 DTD 01/01/2021 0.670% 11/01/2025	30318CAA5	3,703,858.12	0.00	2,067.99	2,067.99			
	12/01/23	12/25/23	FHMS K739 A2 DTD 11/01/2020 1.336% 09/01/2027	3137F64P9	12,000,000.00	0.00	13,360.00	13,360.00			
	12/01/23	12/25/23	FR WN1245 DTD 06/01/2023 4.350% 03/01/2028	3132XFL30	25,000,000.00	0.00	90,625.00	90,625.00			
	12/01/23	12/25/23	FHMS K753 A2 DTD 11/01/2023 4.400% 10/01/2030	3137HB2L7	82,000,000.00	0.00	300,666.69	300,666.69			
	12/01/23	12/25/23	FR WN2382 DTD 07/01/2023 4.340% 06/01/2028	3132XGUG9	50,000,000.00	0.00	180,833.33	180,833.33			
	12/01/23	12/25/23	FHMS K740 A2 DTD 11/01/2020 1.470% 09/01/2027	3137F72B0	22,000,000.00	0.00	26,950.00	26,950.00			
	12/01/23	12/25/23	FR WN1255 DTD 07/01/2023 4.670% 04/01/2028	3132XFMD7	21,000,000.00	0.00	81,725.00	81,725.00			
	12/01/23	12/25/23	FHMS K079 AM DTD 08/01/2018 3.930% 06/01/2028	3137FGZU2	11,350,000.00	0.00	37,171.25	37,171.25			
	12/06/23	12/06/23	JOHN DEERE CAPITAL CORP CORPORATE NOTES DTD 06/08/2023 4.950% 06/06/2025	2442ZEWW5	5,000,000.00	0.00	122,375.00	122,375.00			
	12/06/23	12/06/23	FEDERAL HOME LOAN BANKS NOTES DTD 06/12/2023 4.625% 06/06/2025	3130AWER7	41,000,000.00	0.00	916,520.85	916,520.85			
	12/07/23	12/07/23	JOHN DEERE CAPITAL CORP CORPORATE NOTES DTD 06/10/2021 0.450% 06/07/2024	2442ZEVQ9	30,000,000.00	0.00	67,500.00	67,500.00			



Managed Account Security Transactions & Interest

For the Month Ending December 31, 2023

SAN BERNARDINO COUNTY - 76990800

Transaction Type	Trade	Settle	Security Description	CUSIP	Par	Principal Proceeds	Accrued Interest	Total	Realized G/L Cost	Realized G/L Amort Cost	Sale Method
INTEREST											
12/08/23	12/08/23		JOHN DEERE CAPITAL CORP CORPORATE NOTES	24422EWX3	5,000,000.00	0.00	118,750.00	118,750.00			
12/12/23	12/12/23		DTD 06/08/2023 4.750% 06/08/2026 FEDERAL HOME LOAN BANKS NOTES	3130AGFP5	49,535,000.00	0.00	619,187.50	619,187.50			
12/13/23	12/13/23		DTD 05/10/2019 2.500% 06/12/2026 FEDERAL HOME LOAN BANK NOTES	3130A3GE8	60,000,000.00	0.00	825,000.00	825,000.00			
12/13/23	12/13/23		DTD 11/06/2014 2.750% 12/13/2024 BANK OF NY MELLON CORP CORP NOTES (CALLA)	06406RBF3	20,000,000.00	0.00	343,000.00	343,000.00			
12/13/23	12/13/23		DTD 06/13/2022 3.430% 06/13/2025 MET TOWER GLOBAL FUNDING NOTES	58989V2E3	35,000,000.00	0.00	647,500.00	647,500.00			
12/14/23	12/14/23		DTD 06/13/2022 3.700% 06/13/2025 FEDERAL HOME LOAN BANK NOTES	3130ATVC8	50,000,000.00	0.00	1,218,750.00	1,218,750.00			
12/15/23	12/15/23		DTD 11/07/2022 4.875% 06/14/2024 AMXCA 2022-2 A	02582J1T8	20,000,000.00	0.00	56,500.00	56,500.00			
12/15/23	12/15/23		DTD 05/24/2022 3.390% 05/17/2027 MBALT 2023-A A3	58768RAC4	20,000,000.00	0.00	79,000.00	79,000.00			
12/15/23	12/15/23		DTD 05/24/2023 4.740% 01/15/2027 HART 2022-B A3	44918MAD2	11,000,000.00	0.00	34,100.00	34,100.00			
12/15/23	12/15/23		DTD 07/20/2022 3.720% 11/16/2026 HART 2022-C A3	44933DAD3	48,500,000.00	0.00	217,845.85	217,845.85			
12/15/23	12/15/23		DTD 11/09/2022 5.390% 06/15/2027 AMXCA 2023-1 A	02582J1Z4	14,000,000.00	0.00	56,816.66	56,816.66			
12/15/23	12/15/23		DTD 06/14/2023 4.870% 05/15/2028 HART 2023-2 A3	43792TAC0	4,000,000.00	0.00	16,433.33	16,433.33			
12/15/23	12/15/23		DTD 05/30/2023 4.930% 11/15/2027 HART 2023-B A2A	44933XAB3	5,000,000.00	0.00	24,041.67	24,041.67			
12/15/23	12/15/23		DTD 07/19/2023 5.770% 05/15/2026 TAOT 2023-D A3	89239FAD4	3,250,000.00	0.00	15,504.31	15,504.31			
12/15/23	12/15/23		DTD 11/14/2023 5.540% 08/15/2028 DCENT 2023-A2 A	254683CZ6	25,000,000.00	0.00	102,708.33	102,708.33			
12/15/23	12/15/23		DTD 06/28/2023 4.930% 06/15/2028 JDOT 2023-C A2	47787CAB9	8,750,000.00	0.00	42,000.00	42,000.00			
12/15/23	12/15/23		DTD 09/19/2023 5.760% 08/17/2026			0.00					



Managed Account Security Transactions & Interest

For the Month Ending December 31, 2023

SAN BERNARDINO COUNTY - 76990800

Transaction Type	Trade	Settle	Security Description	CUSIP	Par	Principal Proceeds	Accrued Interest	Total	Realized G/L Cost	Realized G/L Amort Cost	Sale Method
INTEREST											
	12/15/23	12/15/23	TAOT 2021-B A3	89190GAC1	16,670,485.94	0.00	3,611.94	3,611.94			
			DTD 06/14/2021 0.260% 11/17/2025								
	12/15/23	12/15/23	JDOT 2022-C A3	47800BAC2	28,961,000.00	0.00	122,842.92	122,842.92			
			DTD 10/19/2022 5.090% 06/15/2027								
	12/15/23	12/15/23	HART 2023-B A3	44933XAD9	5,000,000.00	0.00	22,833.34	22,833.34			
			DTD 07/19/2023 5.480% 04/17/2028								
	12/15/23	12/15/23	MBART 2022-1 A3	58768PAC8	20,500,000.00	0.00	89,004.17	89,004.17			
			DTD 11/22/2022 5.210% 08/16/2027								
	12/15/23	12/15/23	JDOT 2023-C A3	47787CAC7	6,750,000.00	0.00	30,825.00	30,825.00			
			DTD 09/19/2023 5.480% 05/15/2028								
	12/15/23	12/15/23	JDOT 2022-B A3	47800AAC4	8,600,000.00	0.00	26,803.34	26,803.34			
			DTD 07/20/2022 3.740% 02/16/2027								
	12/15/23	12/15/23	MBART 2023-1 A2	58770AAB9	2,229,027.93	0.00	9,454.79	9,454.79			
			DTD 01/25/2023 5.090% 01/15/2026								
	12/15/23	12/15/23	HART 2022-B A2A	44918MAB6	3,084,928.58	0.00	9,357.62	9,357.62			
			DTD 07/20/2022 3.640% 05/15/2025								
	12/15/23	12/15/23	HART 2021-C A3	44935FAD6	4,088,680.60	0.00	2,521.35	2,521.35			
			DTD 11/17/2021 0.740% 05/15/2026								
	12/15/23	12/15/23	HART 2023-C A3	44918CAD4	2,750,000.00	0.00	13,542.22	13,542.22			
			DTD 11/13/2023 5.540% 10/16/2028								
	12/15/23	12/15/23	FORDO 2023-C A2A	344940AB7	4,250,000.00	0.00	16,093.33	16,093.33			
			DTD 11/21/2023 5.680% 09/15/2026								
	12/15/23	12/15/23	JDOT 2023-B A2	477920AB8	5,000,000.00	0.00	23,291.67	23,291.67			
			DTD 06/28/2023 5.590% 06/15/2026								
	12/15/23	12/15/23	TAOT 2023-B A3	891941AD8	12,500,000.00	0.00	49,062.50	49,062.50			
			DTD 05/23/2023 4.710% 02/15/2028								
	12/15/23	12/15/23	TAOT 2023-A A3	891940AC2	13,000,000.00	0.00	50,158.33	50,158.33			
			DTD 01/30/2023 4.630% 09/15/2027								
	12/15/23	12/15/23	MBART 2023-2 A2	58769FAB1	4,500,000.00	0.00	22,200.00	22,200.00			
			DTD 10/25/2023 5.920% 11/16/2026								
	12/15/23	12/15/23	TAOT 2023-D A2A	89239FAB8	7,000,000.00	0.00	34,961.11	34,961.11			
			DTD 11/14/2023 5.800% 11/16/2026								
	12/15/23	12/15/23	US TREASURY NOTES	91282CEU1	50,000,000.00	0.00	718,750.00	718,750.00			
			DTD 06/15/2022 2.875% 06/15/2025								



Managed Account Security Transactions & Interest

For the Month Ending December 31, 2023

SAN BERNARDINO COUNTY - 76990800

Transaction Type	Trade	Settle	Security Description	CUSIP	Par	Principal Proceeds	Accrued Interest	Total	Realized G/L Cost	Realized G/L Amort Cost	Sale Method
INTEREST											
	12/15/23	12/15/23	TAOT 2023-B A2A	891941AB2	6,017,000.00	0.00	26,474.80	26,474.80			
			DTD 05/23/2023 5.280% 05/15/2026								
	12/15/23	12/15/23	TAOT 2022-B A2A	89238FAB9	771,920.13	0.00	1,511.68	1,511.68			
			DTD 04/13/2022 2.350% 01/15/2025								
	12/15/23	12/15/23	JDOT 2021-B A3	47789QAC4	8,707,117.61	0.00	3,773.09	3,773.09			
			DTD 07/21/2021 0.520% 03/16/2026								
	12/15/23	12/15/23	TAOT 2022-B A3	89238FAD5	12,000,000.00	0.00	29,300.00	29,300.00			
			DTD 04/13/2022 2.930% 09/15/2026								
	12/15/23	12/15/23	AMXCA 2022-4 A	02582JIX9	33,000,000.00	0.00	136,125.00	136,125.00			
			DTD 11/03/2022 4.950% 10/15/2027								
	12/15/23	12/15/23	HART 2023-C A2A	44918CAB8	6,255,000.00	0.00	32,248.00	32,248.00			
			DTD 11/13/2023 5.800% 01/15/2027								
	12/15/23	12/15/23	HAROT 2023-2 A2	437927AB2	5,500,000.00	0.00	24,795.83	24,795.83			
			DTD 05/30/2023 5.410% 04/15/2026								
	12/15/23	12/15/23	TAOT 2021-C A3	89239BAC5	7,667,331.99	0.00	2,747.46	2,747.46			
			DTD 09/27/2021 0.430% 01/15/2026								
	12/15/23	12/15/23	HART 2023-A A3	448979AD6	14,000,000.00	0.00	53,433.34	53,433.34			
			DTD 04/12/2023 4.580% 04/15/2027								
	12/15/23	12/15/23	JDOT 2023-B A3	477920AC6	4,000,000.00	0.00	17,266.67	17,266.67			
			DTD 06/28/2023 5.180% 03/15/2028								
	12/15/23	12/15/23	DCENT 2023-A1 A	254683CY9	45,000,000.00	0.00	161,625.02	161,625.02			
			DTD 04/11/2023 4.310% 03/15/2028								
	12/15/23	12/15/23	COMET 2023-A1 A	14041NGD7	50,000,000.00	0.00	184,166.65	184,166.65			
			DTD 05/24/2023 4.420% 05/15/2028								
	12/15/23	12/15/23	JDOT 2022-B A2	47800AAB6	3,718,744.55	0.00	11,559.10	11,559.10			
			DTD 07/20/2022 3.730% 06/16/2025								
	12/15/23	12/15/23	TAOT 2022-D A2A	89239HAB4	15,801,374.49	0.00	69,394.37	69,394.37			
			DTD 11/08/2022 5.270% 01/15/2026								
	12/15/23	12/15/23	MBALT 2023-A A2	58768RAB6	19,000,000.00	0.00	82,966.67	82,966.67			
			DTD 05/24/2023 5.240% 11/17/2025								
	12/15/23	12/15/23	TAOT 2023-C A3	89231FAD2	2,000,000.00	0.00	8,600.00	8,600.00			
			DTD 08/15/2023 5.160% 04/17/2028								
	12/15/23	12/15/23	TAOT 2022-A A3	89239KAC5	3,733,253.89	0.00	3,826.59	3,826.59			
			DTD 01/31/2022 1.230% 06/15/2026								



Managed Account Security Transactions & Interest

For the Month Ending December 31, 2023

SAN BERNARDINO COUNTY - 76990800

Transaction Type	Trade	Settle	Security Description	CUSIP	Par	Principal Proceeds	Accrued Interest	Total	Realized G/L Cost	Realized G/L Amort Cost	Sale Method
INTEREST											
	12/15/23	12/15/23	JDOT 2023-A A3	47800CAC0	22,000,000.00	0.00	91,850.00	91,850.00			
			DTD 03/02/2023 5.010% 11/15/2027								
	12/15/23	12/15/23	JDOT 2022-C A2	47800BAB4	18,438,601.58	0.00	76,520.21	76,520.21			
			DTD 10/19/2022 4.980% 08/15/2025								
	12/15/23	12/15/23	MBART 2022-1 A2	58768PAB0	5,984,360.37	0.00	26,231.45	26,231.45			
			DTD 11/22/2022 5.260% 10/15/2025								
	12/15/23	12/15/23	JDOT 2022-A A3	47787JAC2	7,151,818.24	0.00	13,826.85	13,826.85			
			DTD 03/16/2022 2.320% 09/16/2026								
	12/15/23	12/15/23	TAOT 2023-A A2	891940AB4	5,303,467.29	0.00	22,318.76	22,318.76			
			DTD 01/30/2023 5.050% 01/15/2026								
	12/15/23	12/15/23	HART 2021-B A3	44934KAC8	8,690,378.94	0.00	2,751.96	2,751.96			
			DTD 07/28/2021 0.380% 01/15/2026								
	12/15/23	12/15/23	MBART 2021-1 A3	58772WAC7	12,666,727.52	0.00	4,855.58	4,855.58			
			DTD 09/22/2021 0.460% 06/15/2026								
	12/15/23	12/15/23	HART 2023-A A2A	448979AB0	10,811,680.27	0.00	46,760.52	46,760.52			
			DTD 04/12/2023 5.190% 12/15/2025								
	12/15/23	12/15/23	JDOT 2023-A A2	47800CAB2	21,812,553.67	0.00	95,975.23	95,975.23			
			DTD 03/02/2023 5.280% 03/16/2026								
	12/15/23	12/15/23	MBART 2023-1 A3	58770AAC7	6,630,000.00	0.00	24,917.75	24,917.75			
			DTD 01/25/2023 4.510% 11/15/2027								
	12/15/23	12/15/23	TAOT 2023-C A2A	89231FAB6	3,000,000.00	0.00	14,000.00	14,000.00			
			DTD 08/15/2023 5.600% 08/17/2026								
	12/15/23	12/15/23	TAOT 2022-D A3	89239HAD0	70,500,000.00	0.00	311,375.02	311,375.02			
			DTD 11/08/2022 5.300% 09/15/2027								
	12/15/23	12/15/23	HART 2022-C A2A	44933DAB7	22,145,703.08	0.00	98,732.93	98,732.93			
			DTD 11/09/2022 5.350% 11/17/2025								
	12/15/23	12/15/23	HAROT 2021-2 A3	43811JAC1	10,944,659.07	0.00	3,009.79	3,009.79			
			DTD 05/26/2021 0.330% 08/15/2025								
	12/15/23	12/15/23	MBALT 2021-B A3	58769KAD6	3,220,950.23	0.00	1,073.66	1,073.66			
			DTD 06/29/2021 0.400% 11/15/2024								
	12/15/23	12/15/23	TAOT 2021-D A3	89238JAC9	5,306,706.72	0.00	3,139.80	3,139.80			
			DTD 11/15/2021 0.710% 04/15/2026								
	12/16/23	12/16/23	GMCAR 2023-4 A2A	379930AB6	5,750,000.00	0.00	28,222.92	28,222.92			
			DTD 10/11/2023 5.890% 11/16/2026								



Managed Account Security Transactions & Interest

For the Month Ending December 31, 2023

SAN BERNARDINO COUNTY - 76990800

Transaction Type	Trade	Settle	Security Description	CUSIP	Par	Principal Proceeds	Accrued Interest	Total	Realized G/L Cost	Realized G/L Amort Cost	Sale Method
INTEREST											
	12/16/23	12/16/23	GMCAR 2023-3 AZA	36267KAB3	2,250,000.00	0.00	10,762.50	10,762.50			
			DTD 07/19/2023 5.740% 09/16/2026								
	12/16/23	12/16/23	GMCAR 2023-3 A3	36267KAD9	5,000,000.00	0.00	22,708.34	22,708.34			
			DTD 07/19/2023 5.450% 06/16/2028								
	12/17/23	12/17/23	FANNIE MAE NOTES	3135G04Z3	50,000,000.00	0.00	125,000.00	125,000.00			
			DTD 06/19/2020 0.500% 06/17/2025								
	12/18/23	12/18/23	INTL BANK OF RECON AND DEV SN (FLOATER)	45906M2B6	10,000,000.00	0.00	145,100.00	145,100.00			
			DTD 06/16/2020 5.770% 06/17/2024								
	12/18/23	12/18/23	TOTOTA MOTOR CREDIT CORP NOTE (FLOAT)	89236TJJ5	20,000,000.00	0.00	283,708.18	283,708.18			
			DTD 06/18/2021 5.580% 06/18/2024								
	12/18/23	12/18/23	HAROT 2023-3 AZ	43815QAB3	7,000,000.00	0.00	33,308.33	33,308.33			
			DTD 08/22/2023 5.710% 03/18/2026								
	12/18/23	12/18/23	FANNIE MAE NOTES (CALLABLE)	3135G06L2	44,500,000.00	0.00	194,687.50	194,687.50			
			DTD 12/18/2020 0.875% 12/18/2026								
	12/18/23	12/18/23	TOYOTA MOTOR CREDIT CORP CORPORATE NOTES	89236TJH9	15,000,000.00	0.00	37,500.00	37,500.00			
			DTD 06/18/2021 0.500% 06/18/2024								
	12/18/23	12/18/23	HAROT 2023-3 A3	43815QAC1	6,500,000.00	0.00	29,304.16	29,304.16			
			DTD 08/22/2023 5.410% 02/18/2028								
	12/20/23	12/20/23	FEDERAL HOME LOAN BANK NOTES	3133AOF40	50,000,000.00	0.00	250,000.00	250,000.00			
			DTD 12/22/2021 1.000% 12/20/2024								
	12/20/23	12/20/23	VZMT 2023-2 A	92348KBL6	35,000,000.00	0.00	142,625.00	142,625.00			
			DTD 04/25/2023 4.890% 04/13/2028								
	12/20/23	12/20/23	TLOT 2023-A AZ	89239MAB3	5,016,561.73	0.00	22,156.48	22,156.48			
			DTD 04/18/2023 5.300% 08/20/2025								
	12/20/23	12/20/23	TLOT 2023-A A3	89239MAC1	14,000,000.00	0.00	57,516.66	57,516.66			
			DTD 04/18/2023 4.930% 04/20/2026								
	12/21/23	12/21/23	HAROT 2023-4 A3	438123AC5	2,250,000.00	0.00	15,238.13	15,238.13			
			DTD 11/08/2023 5.670% 06/21/2028								
	12/21/23	12/21/23	HAROT 2023-1 A3	43815JAC7	6,500,000.00	0.00	27,300.00	27,300.00			
			DTD 02/24/2023 5.040% 04/21/2027								



Managed Account Security Transactions & Interest

For the Month Ending December 31, 2023

SAN BERNARDINO COUNTY - 76990800

Transaction Type	Trade	Settle	Security Description	CUSIP	Par	Principal Proceeds	Accrued Interest	Total	Realized G/L Cost	Realized G/L Amort Cost	Sale Method
INTEREST											
	12/21/23	12/21/23	HAROT 2023-1 A2	438151AB9	5,176,727.40	0.00	22,518.76	22,518.76			
			DTD 02/24/2023 5.220% 10/21/2025								
	12/21/23	12/21/23	HAROT 2023-4 A2	438123AB7	6,000,000.00	0.00	42,068.33	42,068.33			
			DTD 11/08/2023 5.870% 06/22/2026								
	12/21/23	12/21/23	HAROT 2021-4 A3	43815GAC3	5,796,194.05	0.00	4,250.54	4,250.54			
			DTD 11/24/2021 0.880% 01/21/2026								
	12/21/23	12/21/23	FEDERAL HOME LOAN BANK NOTES	3130AOF65	50,000,000.00	0.00	312,500.00	312,500.00			
			DTD 12/22/2021 1.250% 12/21/2026								
	12/23/23	12/23/23	FEDERAL HOME LOAN BANK NOTES (CALLABLE)	3130AMV1	41,600,000.00	0.00	89,440.00	89,440.00			
			DTD 06/23/2021 0.430% 09/23/2024								
	12/25/23	12/25/23	BMWLT 2022-1 A3	05601XAC3	2,925,530.52	0.00	2,681.74	2,681.74			
			DTD 01/19/2022 1.100% 03/25/2025								
	12/25/23	12/25/23	BMWOT 2022-A A2A	05602RAB7	411,618.15	0.00	864.40	864.40			
			DTD 05/18/2022 2.520% 12/26/2024								
	12/25/23	12/25/23	BMWOT 2022-A A3	05602RAD3	14,000,000.00	0.00	37,450.00	37,450.00			
			DTD 05/18/2022 3.210% 08/25/2026								
	12/25/23	12/25/23	BMWLT 2023-1 A2	05593AAB5	3,077,271.69	0.00	13,514.35	13,514.35			
			DTD 02/15/2023 5.270% 02/25/2025								
	12/25/23	12/25/23	BMWLT 2023-2 A2	055979AB4	3,500,000.00	0.00	17,354.17	17,354.17			
			DTD 10/11/2023 5.950% 08/25/2025								
	12/25/23	12/25/23	BMWOT 2023-A A2A	05592XAB6	3,000,000.00	0.00	14,300.00	14,300.00			
			DTD 07/18/2023 5.720% 04/27/2026								
	12/25/23	12/25/23	BMWLT 2023-1 A3	05593AAC3	6,150,000.00	0.00	26,445.00	26,445.00			
			DTD 02/15/2023 5.160% 11/25/2025								
	12/25/23	12/25/23	BMWOT 2023-A A3	05592XAD2	3,000,000.00	0.00	13,675.00	13,675.00			
			DTD 07/18/2023 5.470% 02/25/2028								
	12/25/23	12/25/23	BMWLT 2021-2 A3	09690AAC7	146,169.09	0.00	40.20	40.20			
			DTD 09/15/2021 0.330% 12/26/2024								
	12/25/23	12/25/23	BMWLT 2023-2 A3	055979AC2	3,000,000.00	0.00	14,975.00	14,975.00			
			DTD 10/11/2023 5.990% 09/25/2026								
	12/28/23	12/28/23	FEDERAL HOME LOAN BANK NOTES	3130ASD55	50,000,000.00	0.00	687,500.00	687,500.00			
			DTD 06/10/2022 2.750% 06/28/2024								



Managed Account Security Transactions & Interest

For the Month Ending December 31, 2023

SAN BERNARDINO COUNTY - 76990800

Transaction Type	Trade	Settle	Security Description	CUSIP	Par	Principal Proceeds	Accrued Interest	Total	Realized G/L Cost	Realized G/L Amort Cost	Sale Method
INTEREST											
12/29/23	12/29/23		MORGAN STANLEY LIQ GOV'T-INST FUND	61747C707	0.00	0.00	142,630.04	142,630.04			
12/29/23	12/29/23		NORTHERN TRUST INST GOV'T SELECT 848	665278701	0.00	0.00	4,437.86	4,437.86			
12/29/23	12/29/23		CALIFORNIA ASSET MANAGEMENT PROGRAM	CAMPMF025	0.00	0.00	2,848,164.54	2,848,164.54			
12/29/23	12/29/23		FEDERAL HOME LOAN BANK (CALLABLE) NOTES	3130ANXZ8	50,000,000.00	0.00	225,000.00	225,000.00			
12/29/23	12/29/23		DTD 09/29/2021 0.900% 06/29/2026								
12/29/23	12/29/23		FEDERATED GOV'T OBLIGATIONS FUND	608919718	0.00	0.00	1,063,657.96	1,063,657.96			
12/29/23	12/29/23		INVESTMENT TRUST OF CALIFORNIA	CALTRUST3	0.00	0.00	47,141.59	47,141.59			
12/29/23	12/29/23		STONECASTLE FICA	FICAMF003	0.00	0.00	97.92	97.92			
12/29/23	12/29/23		FIDELITY GOV'T MM FUND 2642	31607A703	0.00	0.00	1,872,111.43	1,872,111.43			
12/30/23	12/30/23		FEDERAL HOME LOAN BANKS NOTES	3130AWN63	15,000,000.00	0.00	276,666.66	276,666.66			
12/30/23	12/30/23		DTD 07/14/2023 4.000% 06/30/2028								
12/30/23	12/30/23		TOYOTA MOTOR CREDIT CORP CORPORATE NOTES	89236TKC8	15,000,000.00	0.00	296,250.00	296,250.00			
12/30/23	12/30/23		DTD 06/30/2022 3.950% 06/30/2025								
12/30/23	12/30/23		FEDERAL HOME LOAN BANK NOTES (CALLABLE)	3130AKK88	39,805,000.00	0.00	119,415.00	119,415.00			
12/31/23	12/31/23		DTD 12/30/2020 0.600% 12/30/2026								
12/31/23	12/31/23		US TREASURY NOTES	9128286Z8	150,000,000.00	0.00	1,312,500.00	1,312,500.00			
12/31/23	12/31/23		DTD 06/30/2019 1.750% 06/30/2024								
12/31/23	12/31/23		US TREASURY NOTES	912828XX3	150,000,000.00	0.00	1,500,000.00	1,500,000.00			
12/31/23	12/31/23		DTD 06/30/2017 2.000% 06/30/2024								
12/31/23	12/31/23		US TREASURY NOTES	912828ZV5	150,000,000.00	0.00	375,000.00	375,000.00			
12/31/23	12/31/23		DTD 06/30/2020 0.500% 06/30/2027								
12/31/23	12/31/23		US TREASURY NOTES	9128287B0	100,000,000.00	0.00	937,500.00	937,500.00			
12/31/23	12/31/23		DTD 07/01/2019 1.875% 06/30/2026								
12/31/23	12/31/23		US TREASURY NOTES	912828ZW3	300,000,000.00	0.00	375,000.00	375,000.00			
12/31/23	12/31/23		DTD 06/30/2020 0.250% 06/30/2025								
12/31/23	12/31/23		US TREASURY NOTES	91282CCJ8	200,000,000.00	0.00	875,000.00	875,000.00			
12/31/23	12/31/23		DTD 06/30/2021 0.875% 06/30/2026								

Transaction Type Sub-Total **5,574,253,162.26** **0.00** **33,035,906.28** **33,035,906.28**



Managed Account Security Transactions & Interest

For the Month Ending December 31, 2023

SAN BERNARDINO COUNTY - 76990800

Transaction Type	Trade	Settle	Security Description	CUSIP	Par	Principal Proceeds	Accrued Interest	Total	Realized G/L Cost	Realized G/L Amort Cost	Sale Method
MATURITY											
12/01/23	12/01/23		MICROSOFT CORP COMM PAPER -- 0.000% 12/01/2023	59515NZ14	100,000,000.00	100,000,000.00	0.00	100,000,000.00	977,166.67	0.00	
12/04/23	12/04/23		FREDDIE MAC NOTES DTD 12/04/2020 0.250% 12/04/2023	3137EFAFA2	62,000,000.00	62,000,000.00	77,500.00	62,077,500.00	61,380.00	0.00	
12/07/23	12/07/23		CANTOR FITZGERALD REPO AGRMT DTD 11/30/2023 5.320% 12/07/2023	REI3652270	100,000,000.00	100,000,000.00	103,444.44	100,103,444.44	0.00	0.00	
12/14/23	12/14/23		CANTOR FITZGERALD REPO AGRMT DTD 12/07/2023 5.290% 12/14/2023	REI365288	100,000,000.00	100,000,000.00	102,861.11	100,102,861.11	0.00	0.00	
12/19/23	12/19/23		US TREASURY BILL DTD 08/22/2023 0.000% 12/19/2023	912797HV2	50,000,000.00	50,000,000.00	0.00	50,000,000.00	625,812.50	0.00	
12/20/23	12/20/23		METLIFE SHORT TERM FUND COMM PAPER DTD 09/06/2023 0.000% 12/20/2023	59157UZL7	69,090,000.00	69,090,000.00	0.00	69,090,000.00	1,084,137.25	0.00	
12/21/23	12/21/23		METLIFE SHORT TERM FUND COMM PAPER DTD 05/01/2023 0.000% 12/21/2023	59157UZM5	47,800,000.00	47,800,000.00	0.00	47,800,000.00	1,200,510.28	0.00	
12/21/23	12/21/23		CANTOR FITZGERALD REPO AGRMT DTD 12/14/2023 5.270% 12/21/2023	REI365296	100,000,000.00	100,000,000.00	102,472.22	100,102,472.22	0.00	0.00	
12/21/23	12/21/23		FED HOME LN DISCOUNT NT DISC NOTES DTD 12/21/2022 0.000% 12/21/2023	313384QU6	50,000,000.00	50,000,000.00	0.00	50,000,000.00	1,503,527.78	0.00	
12/28/23	12/28/23		CANTOR FITZGERALD REPO AGRMT DTD 12/21/2023 5.270% 12/28/2023	REI365304	100,000,000.00	100,000,000.00	102,472.22	100,102,472.22	0.00	0.00	
12/29/23	12/29/23		CHARIOT FUNDING LLC COMM PAPER DTD 11/06/2023 0.000% 12/29/2023	15963UZV1	50,000,000.00	50,000,000.00	0.00	50,000,000.00	391,444.44	0.00	
Transaction Type Sub-Total					828,890,000.00	828,890,000.00	488,749.99	829,378,749.99	5,843,978.92	0.00	

PAYDOWNS

12/01/23	12/01/23		TAOT 2021-C A3 DTD 09/27/2021 0.430% 01/15/2026	89239BAC5	605,674.96	605,674.96	0.00	605,674.96	48.27	0.00	
12/01/23	12/01/23		HAROT 2021-4 A3 DTD 11/24/2021 0.880% 01/21/2026	43815GAC3	397,914.09	397,914.09	0.00	397,914.09	83.88	0.00	
12/01/23	12/01/23		BMWLT 2022-1 A3 DTD 01/19/2022 1.100% 03/25/2025	05601XAC3	780,504.83	780,504.83	0.00	780,504.83	116.68	0.00	



Managed Account Security Transactions & Interest

For the Month Ending December 31, 2023

SAN BERNARDINO COUNTY - 76990800

Transaction Type	Trade	Settle	Security Description	CUSIP	Par	Principal Proceeds	Accrued Interest	Total	Realized G/L Cost	Realized G/L Amort Cost	Sale Method	
PAYDOWNS												
	12/01/23	12/01/23	HAROT 2021-2 A3	43811JAC1	804,786.72	804,786.72	0.00	804,786.72	31.38	0.00		
			DTD 05/26/2021 0.330% 08/15/2025									
	12/01/23	12/01/23	HAROT 2021-2 A3	43811JAC1	423,571.96	423,571.96	0.00	423,571.96	5,129.19	0.00		
			DTD 05/26/2021 0.330% 08/15/2025									
	12/01/23	12/01/23	MBALT 2021-B A3	58769KAD6	1,733,561.68	1,733,561.68	0.00	1,733,561.68	130.88	0.00		
			DTD 06/29/2021 0.400% 11/15/2024									
	12/01/23	12/01/23	MBART 2021-1 A3	58772WAC7	926,504.88	926,504.88	0.00	926,504.88	121.19	0.00		
			DTD 09/22/2021 0.460% 06/15/2026									
	12/01/23	12/01/23	TAOT 2021-D A3	89238JAC9	354,819.69	354,819.69	0.00	354,819.69	7.56	0.00		
			DTD 11/15/2021 0.710% 04/15/2026									
	12/01/23	12/01/23	TAOT 2021-B A3	89190GAC1	1,600,003.99	1,600,003.99	0.00	1,600,003.99	172.32	0.00		
			DTD 06/14/2021 0.260% 11/17/2025									
	12/01/23	12/01/23	JDOT 2021-B A3	47789QAC4	481,490.30	481,490.30	0.00	481,490.30	42.95	0.00		
			DTD 07/21/2021 0.520% 03/16/2026									
	12/01/23	12/01/23	HART 2021-B A3	44934KAC8	831,644.54	831,644.54	0.00	831,644.54	183.55	0.00		
			DTD 07/28/2021 0.380% 01/15/2026									
	12/01/23	12/01/23	JDOT 2022-A A3	47787JAC2	391,485.10	391,485.10	0.00	391,485.10	86.60	0.00		
			DTD 03/16/2022 2.320% 09/16/2026									
	12/01/23	12/01/23	HART 2021-C A3	44935FAD6	290,853.16	290,853.16	0.00	290,853.16	64.92	0.00		
			DTD 11/17/2021 0.740% 05/15/2026									
	12/01/23	12/01/23	TAOT 2022-A A3	89239KAC5	233,972.13	233,972.13	0.00	233,972.13	39.78	0.00		
			DTD 01/31/2022 1.230% 06/15/2026									
	12/01/23	12/25/23	FRESB 2023-SB109 ASF	30333MAA4	1,987.14	1,987.14	0.00	1,987.14	54.14	0.00		
			DTD 09/01/2023 4.390% 08/01/2028									
	12/01/23	12/25/23	FHMS KJ34 A1	3137HILS3	18,277.46	18,277.46	0.00	18,277.46	0.22	0.00		
			DTD 07/01/2021 0.681% 06/01/2026									
	12/01/23	12/25/23	FRESB 2022-SB103 ASF	30329MAA0	11,021.87	11,021.87	0.00	11,021.87	1,147.52	0.00		
			DTD 10/01/2022 2.080% 06/01/2027									
	12/01/23	12/25/23	FRESB 2022-SB104 ASF	30329QAA1	31,887.78	31,887.78	0.00	31,887.78	2,779.40	0.00		
			DTD 11/01/2022 2.600% 09/01/2027									
	12/01/23	12/25/23	FRESB 2023-SB110 ASF	30333HAA5	1,788.63	1,788.63	0.00	1,788.63	70.41	0.00		
			DTD 10/01/2023 4.580% 08/01/2028									
	12/01/23	12/25/23	FHMS KJ39 A1	3137H73W1	71,872.71	71,872.71	0.00	71,872.71	11.86	0.00		
			DTD 04/01/2022 2.750% 04/01/2027									



Managed Account Security Transactions & Interest

For the Month Ending December 31, 2023

SAN BERNARDINO COUNTY - 76990800

Transaction Type	Trade	Settle	Security Description	CUSIP	Par	Principal Proceeds	Accrued Interest	Total	Realized G/L Cost	Realized G/L Amort Cost	Sale Method	
PAYDOWNS												
12/01/23	12/25/23	FRESB 2023-SB108 ASF	30333AAA0	6,320.05	6,320.05	0.00	6,320.05	136.21	0.00	0.00		
		DTD 08/01/2023 4.250% 06/01/2028										
12/01/23	12/25/23	FRESB 2021-SB882 A5	30318CAA5	4,180.08	4,180.08	0.00	4,180.08	(20.50)	0.00	0.00		
		DTD 01/01/2021 0.670% 11/01/2025										
12/01/23	12/25/23	FRESB 2021-SB883	30318NAA1	5,880.34	5,880.34	0.00	5,880.34	(27.61)	0.00	0.00		
		DTD 02/01/2021 0.670% 01/01/2026										
12/01/23	12/25/23	FRESB 2023-SB106 ASF	35802AAE3	4,612.24	4,612.24	0.00	4,612.24	136.11	0.00	0.00		
		DTD 06/01/2023 3.960% 05/01/2028										
12/01/23	12/25/23	FRESB 2023-SB111 ASF	30334CAA5	1,510.60	1,510.60	0.00	1,510.60	33.82	0.00	0.00		
		DTD 11/01/2023 4.710% 09/01/2028										
12/01/23	12/25/23	FHLMC SERIES K037 A2	3137B7Y9	23,124,573.95	23,124,573.95	0.00	23,124,573.95	(265,571.29)	0.00	0.00		
		DTD 03/01/2014 3.490% 01/01/2024										
12/01/23	12/25/23	FHMS K039 A2	3137BDCW4	1,133,295.75	1,133,295.75	0.00	1,133,295.75	6,419.06	0.00	0.00		
		DTD 09/01/2014 3.303% 07/01/2024										
12/01/23	12/25/23	FHMS KJ21 A2	3137FHGE7	14,849.16	14,849.16	0.00	14,849.16	299.30	0.00	0.00		
		DTD 09/01/2018 3.700% 09/01/2026										
12/01/23	12/25/23	FHMS KJ47 A1	3137HAMN3	15,084.30	15,084.30	0.00	15,084.30	0.08	0.00	0.00		
		DTD 09/01/2023 5.272% 08/01/2028										
12/01/23	12/25/23	FHMS KJ36 A1	3137H4RZ5	9,355.08	9,355.08	0.00	9,355.08	0.04	0.00	0.00		
		DTD 12/01/2021 1.298% 12/01/2026										
12/01/23	12/25/23	FRESB 2023-SB107 ASF	30332EAA3	3,485.45	3,485.45	0.00	3,485.45	75.78	0.00	0.00		
		DTD 07/01/2023 4.090% 05/01/2028										
12/01/23	12/25/23	FRESB 2023-SB105 A5	30332AAA1	21,231.20	21,231.20	0.00	21,231.20	530.33	0.00	0.00		
		DTD 05/01/2023 3.740% 04/01/2028										
12/01/23	12/25/23	FHMS K733 A2	3137FJXQ7	1,794.04	1,794.04	0.00	1,794.04	(153.54)	0.00	0.00		
		DTD 11/09/2018 3.750% 08/01/2025										
12/01/23	12/25/23	FHMS K045 A2	3137BHXJ1	443,049.25	443,049.25	0.00	443,049.25	(43,699.19)	0.00	0.00		
		DTD 05/01/2015 3.023% 01/01/2025										
12/01/23	12/25/23	FRESB 2021-SB882 A5	30318CAA5	1,791.48	1,791.48	0.00	1,791.48	(8.78)	0.00	0.00		
		DTD 01/01/2021 0.670% 11/01/2025										
12/01/23	12/25/23	FRESB 2022-SB97	30311SAA7	33,341.79	33,341.79	0.00	33,341.79	1,321.40	0.00	0.00		
		DTD 04/01/2022 1.780% 02/01/2027										
12/15/23	12/15/23	TAOT 2022-B A2A	89238FAB9	475,824.15	475,824.15	0.00	475,824.15	20.74	0.00	0.00		
		DTD 04/13/2022 2.350% 01/15/2025										



Managed Account Security Transactions & Interest

For the Month Ending December 31, 2023

SAN BERNARDINO COUNTY - 76990800

Transaction Type	Trade	Settle	Security Description	CUSIP	Par	Principal Proceeds	Accrued Interest	Total	Realized G/L Cost	Realized G/L Amort Cost	Sale Method
PAYDOWNS											
	12/15/23	12/15/23	JDOT 2022-C A2	47800BAB4	1,569,248.06	1,569,248.06	0.00	1,569,248.06	56.18	0.00	
			DTD 10/19/2022 4.980% 08/15/2025								
	12/15/23	12/15/23	MBART 2023-1 A2	58770AAB9	248,326.92	248,326.92	0.00	248,326.92	8.57	0.00	
			DTD 01/25/2023 5.090% 01/15/2026								
	12/15/23	12/15/23	JDOT 2023-A A2	47800CAB2	1,506,166.45	1,506,166.45	0.00	1,506,166.45	52.87	0.00	
			DTD 03/02/2023 5.280% 03/16/2026								
	12/15/23	12/15/23	TAOT 2022-D A2A	89239HAB4	1,364,643.14	1,364,643.14	0.00	1,364,643.14	15.15	0.00	
			DTD 11/08/2022 5.270% 01/15/2026								
	12/15/23	12/15/23	JDOT 2022-B A2	47800AAB6	530,189.63	530,189.63	0.00	530,189.63	56.15	0.00	
			DTD 07/20/2022 3.730% 06/16/2025								
	12/15/23	12/15/23	TAOT 2023-A A2	891940AB4	451,791.14	451,791.14	0.00	451,791.14	18.25	0.00	
			DTD 01/30/2023 5.050% 01/15/2026								
	12/15/23	12/15/23	TAOT 2023-B A2A	891941AB2	333,005.55	333,005.55	0.00	333,005.55	7.69	0.00	
			DTD 05/23/2023 5.280% 05/15/2026								
	12/15/23	12/15/23	HART 2023-A A2A	448979AB0	918,940.66	918,940.66	0.00	918,940.66	53.11	0.00	
			DTD 04/12/2023 5.190% 12/15/2025								
	12/15/23	12/15/23	HART 2022-B A2A	44918MAB6	634,926.19	634,926.19	0.00	634,926.19	32.19	0.00	
			DTD 07/20/2022 3.640% 05/15/2025								
	12/15/23	12/15/23	HART 2022-C A2A	44933DAB7	2,342,531.70	2,342,531.70	0.00	2,342,531.70	145.00	0.00	
			DTD 11/09/2022 5.350% 11/17/2025								
	12/15/23	12/15/23	MBART 2022-1 A2	58768PAB0	836,263.62	836,263.62	0.00	836,263.62	53.44	0.00	
			DTD 11/22/2022 5.260% 10/15/2025								
	12/15/23	12/15/23	MBALT 2023-A A2	58768RAB6	291,012.93	291,012.93	0.00	291,012.93	3.40	0.00	
			DTD 05/24/2023 5.240% 11/17/2025								
	12/20/23	12/20/23	TLOT 2023-A A2	89239MAB3	344,453.68	344,453.68	0.00	344,453.68	13.36	0.00	
			DTD 04/18/2023 5.300% 08/20/2025								
	12/21/23	12/21/23	HAROT 2023-1 A2	43815JAB9	447,515.54	447,515.54	0.00	447,515.54	26.90	0.00	
			DTD 02/24/2023 5.220% 10/21/2025								
	12/25/23	12/25/23	BMWLT 2023-1 A2	05593AAB5	481,399.80	481,399.80	0.00	481,399.80	31.96	0.00	
			DTD 02/15/2023 5.270% 02/25/2025								
	12/25/23	12/25/23	BMWLT 2021-2 A3	09690AAC7	146,169.09	146,169.09	0.00	146,169.09	15.08	0.00	
			DTD 09/15/2021 0.330% 12/26/2024								
	12/25/23	12/25/23	BMWOT 2022-A A2A	05602RAB7	411,618.15	411,618.15	0.00	411,618.15	29.59	0.00	
			DTD 05/18/2022 2.520% 12/26/2024								



Managed Account Security Transactions & Interest

For the Month Ending December 31, 2023

SAN BERNARDINO COUNTY - 76990800

Transaction Type	Trade	Settle	Security Description	CUSIP	Par	Principal Proceeds	Accrued Interest	Total	Realized G/L Cost	Realized G/L Amort Cost	Sale Method
PAYDOWNS											
12/25/23	12/25/23		BMWOT 2022-A A3	05602RAD3	331,985.75	331,985.75	0.00	331,985.75	17.26	0.00	
			DTD 05/18/2022 3.210% 08/25/2026								
Transaction Type Sub-Total					48,483,990.53	48,483,990.53	0.00	48,483,990.53	(289,549.19)	0.00	
SELL											
12/01/23	12/01/23		FIDELITY GOVT MM FUND 2642	31607A703	27,000,000.00	27,000,000.00	0.00	27,000,000.00	0.00	0.00	FIFO
12/01/23	12/01/23		FIDELITY GOVT MM FUND 2642	31607A703	12,000,000.00	12,000,000.00	0.00	12,000,000.00	0.00	0.00	FIFO
12/01/23	12/01/23		FIDELITY GOVT MM FUND 2642	31607A703	10,000,000.00	10,000,000.00	0.00	10,000,000.00	0.00	0.00	FIFO
12/01/23	12/01/23		FIDELITY GOVT MM FUND 2642	31607A703	41,000,000.00	41,000,000.00	0.00	41,000,000.00	0.00	0.00	FIFO
12/11/23	12/11/23		FEDERATED GOVT OBLIGATIONS FUND	608919718	19,000,000.00	19,000,000.00	0.00	19,000,000.00	0.00	0.00	FIFO
12/11/23	12/11/23		FEDERATED GOVT OBLIGATIONS FUND	608919718	68,000,000.00	68,000,000.00	0.00	68,000,000.00	0.00	0.00	FIFO
12/11/23	12/11/23		FEDERATED GOVT OBLIGATIONS FUND	608919718	13,000,000.00	13,000,000.00	0.00	13,000,000.00	0.00	0.00	FIFO
12/12/23	12/12/23		FEDERATED GOVT OBLIGATIONS FUND	608919718	162,000,000.00	162,000,000.00	0.00	162,000,000.00	0.00	0.00	FIFO
12/12/23	12/12/23		FEDERATED GOVT OBLIGATIONS FUND	608919718	22,000,000.00	22,000,000.00	0.00	22,000,000.00	0.00	0.00	FIFO
12/14/23	12/14/23		FEDERATED GOVT OBLIGATIONS FUND	608919718	66,000,000.00	66,000,000.00	0.00	66,000,000.00	0.00	0.00	FIFO
12/19/23	12/19/23		FEDERATED GOVT OBLIGATIONS FUND	608919718	80,000,000.00	80,000,000.00	0.00	80,000,000.00	0.00	0.00	FIFO
12/20/23	12/20/23		FIDELITY GOVT MM FUND 2642	31607A703	154,000,000.00	154,000,000.00	0.00	154,000,000.00	0.00	0.00	FIFO
12/20/23	12/20/23		FIDELITY GOVT MM FUND 2642	31607A703	17,000,000.00	17,000,000.00	0.00	17,000,000.00	0.00	0.00	FIFO
12/20/23	12/20/23		FIDELITY GOVT MM FUND 2642	31607A703	30,000,000.00	30,000,000.00	0.00	30,000,000.00	0.00	0.00	FIFO
12/20/23	12/20/23		FIDELITY GOVT MM FUND 2642	31607A703	68,000,000.00	68,000,000.00	0.00	68,000,000.00	0.00	0.00	FIFO
12/29/23	12/29/23		FEDERATED GOVT OBLIGATIONS FUND	608919718	92,000,000.00	92,000,000.00	0.00	92,000,000.00	0.00	0.00	FIFO
12/29/23	12/29/23		FEDERATED GOVT OBLIGATIONS FUND	608919718	20,000,000.00	20,000,000.00	0.00	20,000,000.00	0.00	0.00	FIFO
12/29/23	12/29/23		FEDERATED GOVT OBLIGATIONS FUND	608919718	19,000,000.00	19,000,000.00	0.00	19,000,000.00	0.00	0.00	FIFO
12/29/23	12/29/23		FEDERATED GOVT OBLIGATIONS FUND	608919718	9,000,000.00	9,000,000.00	0.00	9,000,000.00	0.00	0.00	FIFO
Transaction Type Sub-Total					929,000,000.00	929,000,000.00	0.00	929,000,000.00	0.00	0.00	
Managed Account Sub-Total						(1,066,780,842.93)	31,945,255.60	(1,034,835,587.33)	5,554,429.73	0.00	
Total Security Transactions						(\$1,066,780,842.93)	\$31,945,255.60	(\$1,034,835,587.33)	\$5,554,429.73	\$0.00	